

INTRODUCTION

The Summary Section provides an overview of all budgeted funds for the upcoming year. These include the General Fund, Sales Tax Fund (which provides for general capital improvements), Public Assistance Fund, and the Utility Fund (which also includes capital improvements).

Revenues and expenditures/expenses are categorized by type, in accordance with recommended standard formats of the Government Finance Officers Association, enabling consistency and comparability between all forms of local government.

CONTENTS

	Page
Budget Summary - All Funds	D-2
Budget Summary - All Funds-by Fund	D-3
Budget Summary - General Fund	D-4 - D-5
Revenue and Expenditure Highlights - General Fund	D-6 - D-13
Budget Summary by Major Funding Categories.....	D-14 - D-23
Budget Summary - Utility Fund	D-24 - D-25
Revenue and Expense Highlights - Utility Fund	D-26 - D-31
Budget Summary – Public Assistance Fund	D-32
Schedules of Budgeted Revenues, Expenditures and Changes in Fund Balance/Working Capital/Graph.....	D-33 - D-35
Revenue and Expenditure Trends/Graph.....	D-36 - D-38
Supplemental Information:	
General Fund Revenues - Detail.....	D-39 - D-42
General Fund Expenditures - Detail	D-43 - D-59
Utility Fund Revenues - Detail	D-60
Utility Fund Expenses - Detail	D-61 - D-63
Staffing Levels.....	D-64 - D-66

CITY OF WILLIAMSBURG
 BUDGET SUMMARY
 ALL FUNDS
 FISCAL YEARS 2008-2010

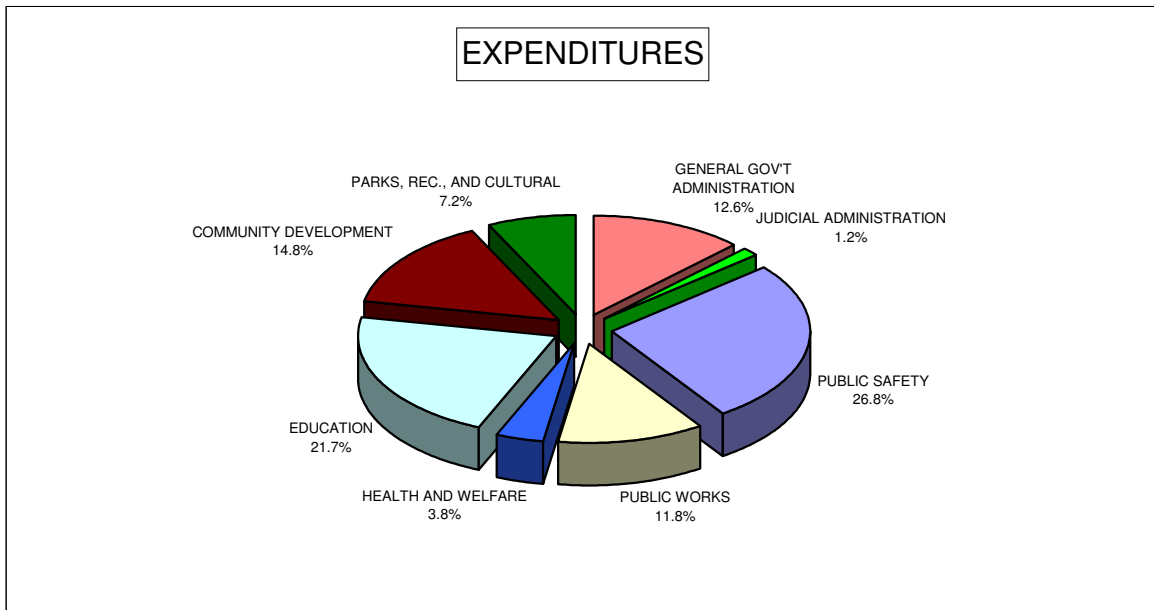
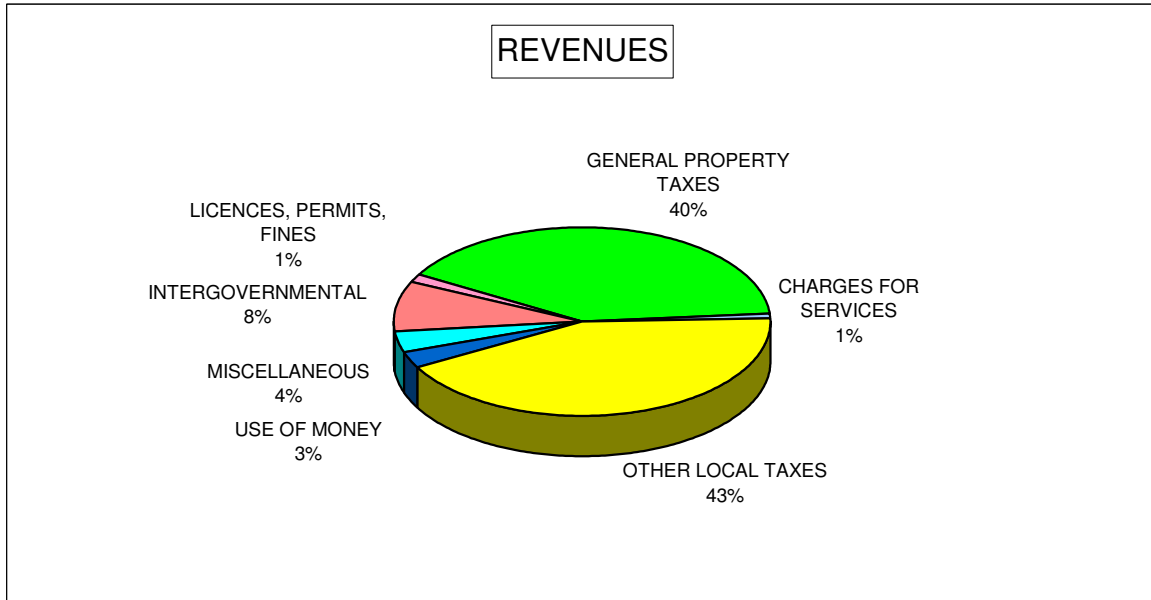
	<u>ACTUAL</u> <u>FY 2008</u>	<u>ESTIMATED</u> <u>FY 2009</u>	<u>ADOPTED</u> <u>FY 2010</u>
<u>REVENUES:</u>			
GENERAL PROPERTY TAXES	12,651,496	12,849,320	12,949,320
OTHER LOCAL TAXES	20,269,467	17,867,600	17,458,600
LICENSES AND PERMITS	376,974	218,755	182,280
FINES	241,302	237,000	232,000
USE OF MONEY & PROPERTY	2,019,700	1,213,900	958,900
CHARGES FOR SERVICES	4,978,012	5,989,228	6,022,953
MISCELLANEOUS	1,283,741	1,345,095	2,450,885
INTERGOVERNMENTAL	<u>4,702,942</u>	<u>4,908,390</u>	<u>4,868,994</u>
TOTAL BEFORE FUND TRANSFERS	46,523,634	44,629,288	45,123,932
TRANSFER FROM (TO) SURPLUS	<u>2,512,226</u>	<u>4,869,626</u>	<u>6,888,638</u>
TOTAL REVENUES	<u>49,035,860</u>	<u>49,498,914</u>	<u>52,012,570</u>
<u>EXPENDITURES/EXPENSES:</u>			
GENERAL GOV'T ADMINISTRATION	5,074,085	4,759,315	11,474,613
JUDICIAL ADMINISTRATION	369,459	400,000	400,000
PUBLIC SAFETY	9,272,235	10,814,727	8,817,489
PUBLIC WORKS	6,660,489	5,245,187	5,018,687
PUBLIC UTILITIES	4,718,339	5,928,766	6,153,465
HEALTH AND WELFARE	2,772,573	3,469,940	3,370,433
EDUCATION	8,909,711	8,175,390	7,767,070
PARKS, RECREATION, AND CULTURAL	3,161,437	4,286,144	2,308,818
COMMUNITY DEVELOPMENT	5,042,255	4,944,146	4,822,511
DEBT SERVICE	<u>3,055,277</u>	<u>1,475,300</u>	<u>1,879,486</u>
TOTAL EXPENDITURES / EXPENSES	<u>49,035,860</u>	<u>49,498,914</u>	<u>52,012,570</u>

CITY OF WILLIAMSBURG
 BUDGET SUMMARY
 BY FUND
 ADOPTED BUDGET
 FISCAL YEAR 2010

	GENERAL FUND	SALES TAX CAPITAL IMPROVEMENTS	UTILITY FUND	PUBLIC ASSISTANCE FUND	GRAND TOTAL
<u>REVENUES:</u>					
GENERAL PROPERTY TAXES	12,949,320	0	0	0	12,949,320
OTHER LOCAL TAXES	13,658,600	3,800,000	0	0	17,458,600
LICENSES AND PERMITS	182,280	0	0	0	182,280
FINES	232,000	0	0	0	232,000
USE OF MONEY & PROPERTY	883,900	25,000	50,000	0	958,900
CHARGES FOR SERVICES	305,328	0	5,717,625	0	6,022,953
MISCELLANEOUS	1,200,885	1,250,000	0	0	2,450,885
INTERGOVERNMENTAL	<u>2,728,200</u>	<u>0</u>	<u>0</u>	<u>2,140,794</u>	<u>4,868,994</u>
TOTAL BEFORE FUND TRANSFERS	32,140,513	5,075,000	5,767,625	2,140,794	45,123,932
TRANSFERS FROM SURPLUS	<u>0</u>	<u>6,058,799</u>	<u>829,840</u>	<u>0</u>	<u>6,888,638</u>
TOTAL REVENUES	<u>32,140,513</u>	<u>11,133,799</u>	<u>6,597,465</u>	<u>2,140,794</u>	<u>52,012,570</u>
<u>EXPENDITURES / EXPENSES:</u>					
GENERAL GOV'T ADMINISTRATION	4,057,613	7,417,000	0	0	11,474,613
JUDICIAL ADMINISTRATION	400,000	0	0	0	400,000
PUBLIC SAFETY	8,609,989	207,500	0	0	8,817,489
PUBLIC WORKS	3,793,687	1,225,000	0	0	5,018,687
PUBLIC UTILITIES	0	0	6,153,465 *	0	6,153,465
HEALTH AND WELFARE	1,229,639	0	0	2,140,794	3,370,433
EDUCATION	6,986,257	780,813	0	0	7,767,070
PARKS, RECREATION, AND CULTURAL	2,308,818	68,000	0	0	2,376,818
COMMUNITY DEVELOPMENT	4,754,511	0	0	0	4,754,511
DEBT SERVICE	<u>0</u>	<u>1,435,486</u>	<u>444,000</u>	<u>0</u>	<u>1,879,486</u>
TOTAL EXPENDITURES / EXPENSES	<u>32,140,513</u>	<u>11,133,799</u>	<u>6,597,465</u>	<u>2,140,794</u>	<u>52,012,570</u>

* Includes Utility Fund Capital Projects

CITY OF WILLIAMSBURG
 GENERAL FUND OPERATING BUDGET
 FISCAL YEAR 2010

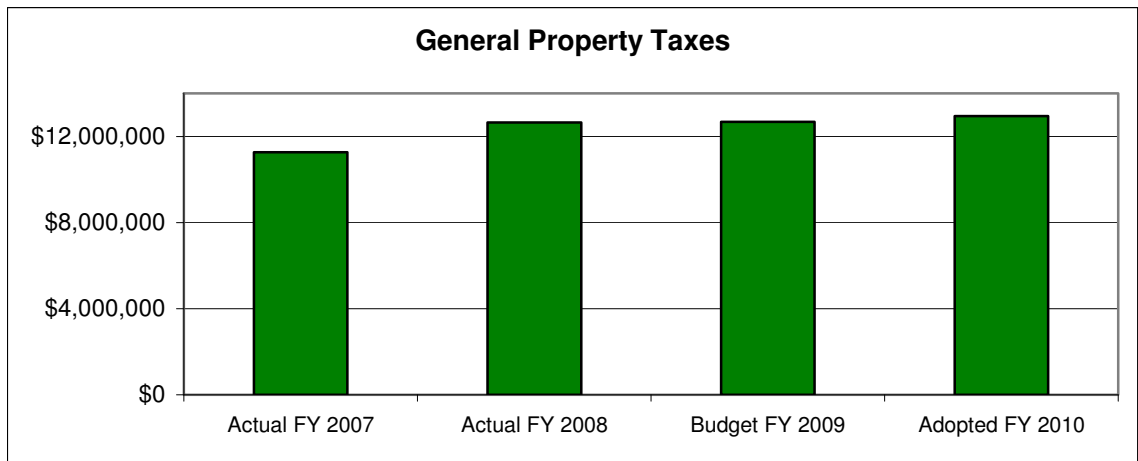


CITY OF WILLIAMSBURG
 BUDGET SUMMARY
 GENERAL FUND
 FISCAL YEAR 2010

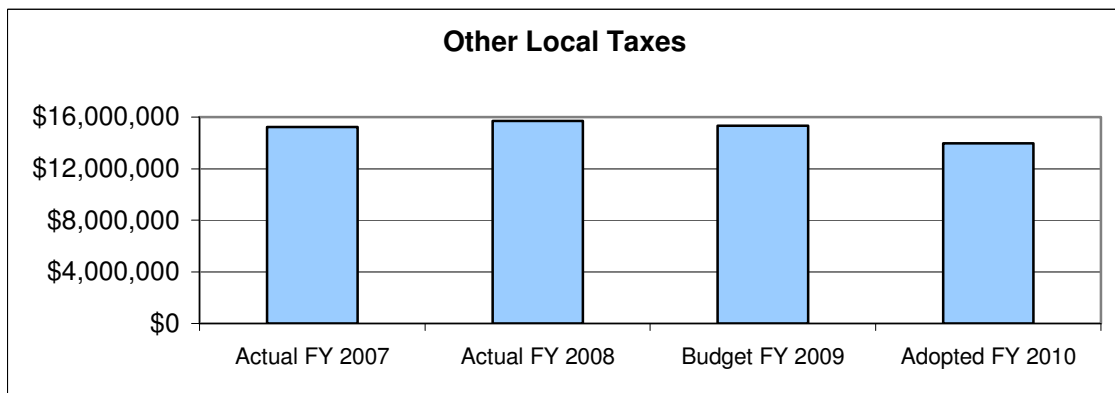
	<u>ACTUAL</u> <u>FY 2007</u>	<u>ACTUAL</u> <u>FY 2008</u>	<u>BUDGETED</u> <u>FY 2009</u>	<u>ESTIMATED</u> <u>FY 2009</u>	<u>ADOPTED</u> <u>FY 2010</u>
<u>REVENUES:</u>					
GENERAL PROPERTY TAXES	11,268,754	12,651,496	12,684,800	12,849,320	12,949,320
OTHER LOCAL TAXES	15,230,351	15,707,440	15,340,600	14,067,600	13,658,600
LICENSES AND PERMITS	200,897	376,974	235,300	218,755	182,280
FINES	281,612	241,302	244,000	237,000	232,000
USE OF MONEY & PROPERTY	1,708,189	1,587,161	1,210,400	1,083,900	883,900
CHARGES FOR SERVICES	326,435	343,740	309,328	305,328	305,328
MISCELLANEOUS	1,177,214	1,229,019	1,156,420	1,287,595	1,200,885
INTERGOVERNMENTAL	<u>2,773,031</u>	<u>2,880,570</u>	<u>2,813,102</u>	<u>2,753,943</u>	<u>2,728,200</u>
TOTAL BEFORE FUND TRANSFERS	32,966,483	35,017,702	33,993,950	32,803,441	32,140,513
TRANSFER FROM (TO) SURPLUS	-2,682,425	-3,261,365	102,848	68,960	0
TOTAL REVENUES	<u>30,284,058</u>	<u>31,756,337</u>	<u>34,096,798</u>	<u>32,872,401</u>	<u>32,140,513</u>
<u>EXPENDITURES:</u>					
GENERAL GOV'T ADMINISTRATION	3,003,076	3,503,187	4,051,283	3,666,315	4,057,613
JUDICIAL ADMINISTRATION	379,945	369,459	400,000	400,000	400,000
PUBLIC SAFETY	8,135,197	8,550,339	9,033,176	8,822,727	8,609,989
PUBLIC WORKS	4,060,804	3,716,871	4,486,387	4,350,187	3,793,687
HEALTH AND WELFARE	1,027,782	1,076,607	1,316,493	1,315,493	1,229,639
EDUCATION	6,493,421	7,135,650	7,037,390	7,037,390	6,986,257
PARKS, RECREATION, AND CULTURAL	2,316,078	2,361,969	2,459,716	2,336,144	2,308,818
COMMUNITY DEVELOPMENT	<u>4,867,755</u>	<u>5,042,255</u>	<u>5,312,354</u>	<u>4,944,146</u>	<u>4,754,511</u>
TOTAL EXPENDITURES	<u>30,284,058</u>	<u>31,756,337</u>	<u>34,096,798</u>	<u>32,872,401</u>	<u>32,140,513</u>

**CITY OF WILLIAMSBURG – GENERAL FUND – FISCAL YEAR 2010
REVENUE HIGHLIGHTS**

General Property Taxes - All real estate, public service, personal and business property taxes, including penalties and interest, are included. Annual property reassessments in the City are expected to increase approximately 1% over last year from new development, and \$10 Million is budgeted for FY 2010. Personal property tax receipts are expected to reach \$1.22 Million, down slightly from FY2009. Identification of vehicles in the City each year has greatly improved over the last few years with links to the State’s DMV records, as City vehicle decals are no longer required. Total property taxes, penalties, and interest are budgeted to increase 2% over last year’s budgeted level. An expanded discussion on property taxes and assessments is included in the City Manager’s Budget Message.

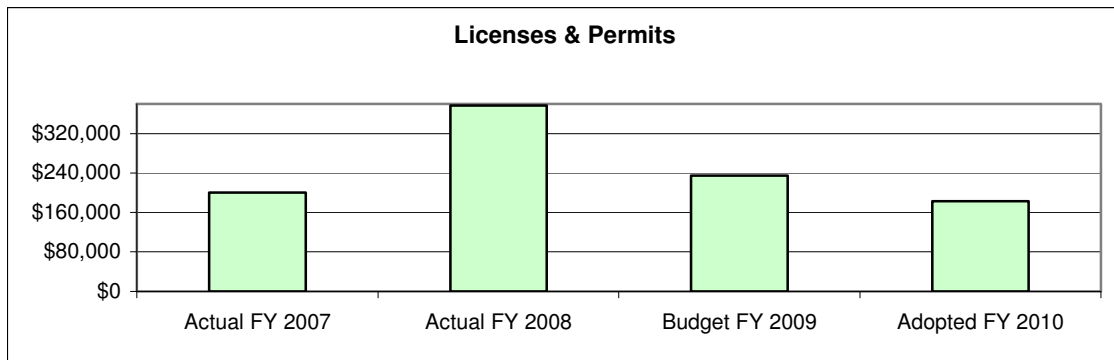


Other Local Taxes -This category consists of consumer utility taxes, business and franchise, bank stock, recordation, cigarette, room, meal, and \$2 lodging taxes. Utility taxes are based on residential and commercial usage. Local tax receipts are estimated to decline 8.8%, largely from lower revenue estimates of business licenses, recordation, and tourism taxes. Franchise fees for taxi services, gas and electric utilities are also expected to remain level with current FY2009 receipts. Room tax collections are estimated to be \$3.5 Million, down 15% from the current FY 2009 budget. Meal tax receipts are budgeted at \$5.5 Million in FY 2010, down 7% from the current year. Reduced tourism revenues are factored into next year’s estimates based on the trend experienced during FY2009 as the nationwide recession continues.

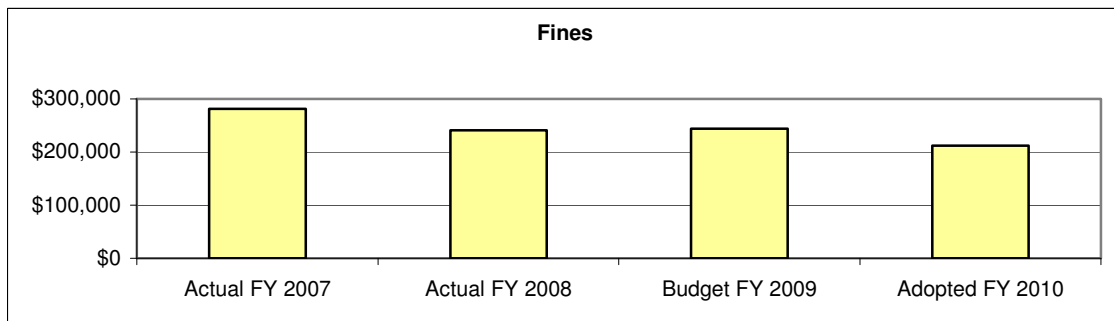


CITY OF WILLIAMSBURG – GENERAL FUND – FISCAL YEAR 2010 REVENUE HIGHLIGHTS

Licenses and Permits - Licenses and permits consist of all city-wide parking, building, electrical, plumbing, mechanical, sign, and various miscellaneous permits. The last several years have experienced fluctuations in building activity with many renovation and new construction projects. FY2008 realized \$376,974, up significantly from the prior year from major commercial construction with the High Street Williamsburg project. Licenses and permit revenues for FY2010 are estimated at \$182,280.

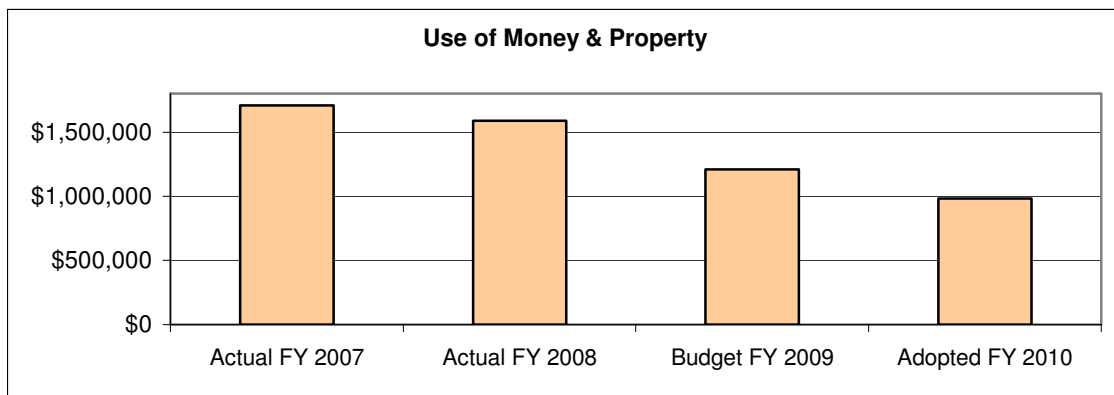


Fines - Court fines, parking citations, and code violations make up this category. Court fines received during Fiscal Year 2008 were \$140,399, down slightly from the prior year. Court fines are expected to be reach \$140,000 for FY2009, and also for FY2010. Parking fines for FY2010 are anticipated to be \$90,000.

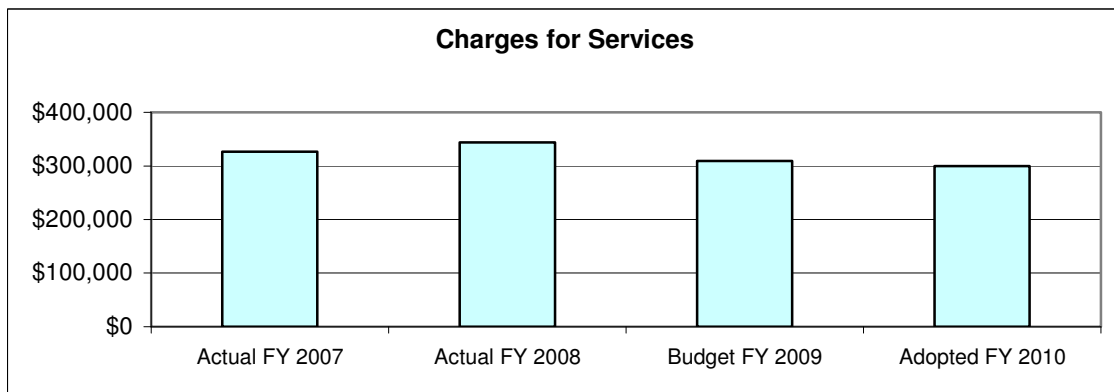


CITY OF WILLIAMSBURG – GENERAL FUND – FISCAL YEAR 2010 REVENUE HIGHLIGHTS

Use of Money and Property - Investment interest and rental of city-owned buildings and parking lots generate income in this category. Parking fees from the Prince George Parking Garage were \$239,255 in FY 2008, and expected to be down to \$200,000 for FY2009 and FY2010. Interest revenue is proportional to the City's reserve levels and interest rates. Interest earnings for FY2008 were slightly over \$1 Million. With the recent and steep decline in short term interest rates, interest revenue will be down considerably in FY2010 to \$400,000. Rates are expected to average 1%-1.5% for FY 2010, and all reserve funds are invested in the Local Government Investment Pool, administered by the Treasurer of Virginia.

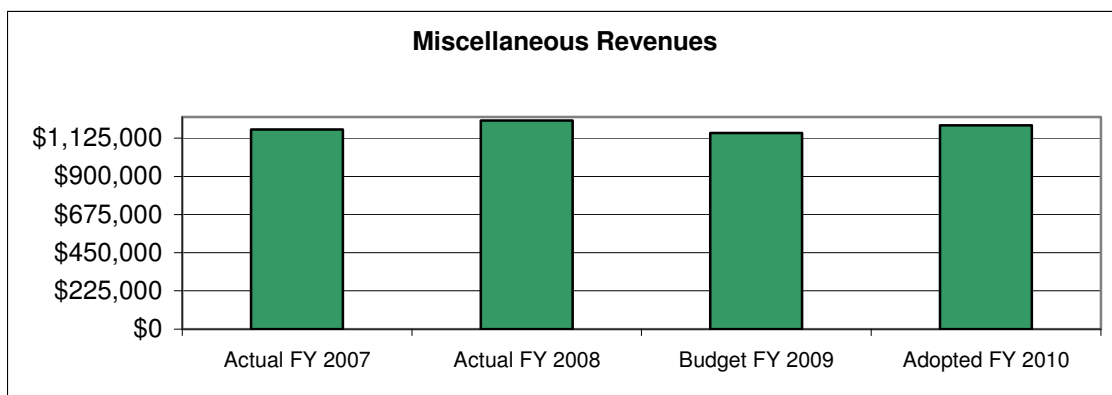


Charges for Services - Charges represent fees for various programs within the City, such as recreation fees, cemetery lots, and grave openings. Revenues have been fairly consistent over the past few years. Overall charges for services are anticipated at \$300,128 for FY 2010.

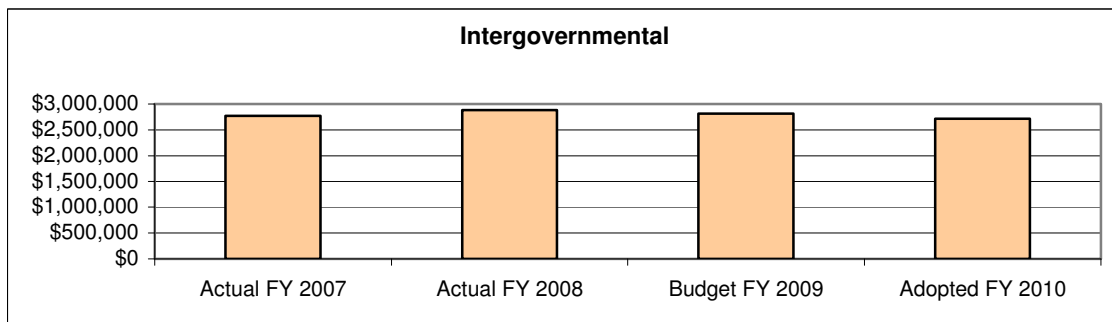


**CITY OF WILLIAMSBURG – GENERAL FUND – FISCAL YEAR 2010
REVENUE HIGHLIGHTS**

Miscellaneous - This category is comprised of various sources, such as payments in lieu of taxes, insurance dividend refunds [from a self-insurance liability pool], Arts Commission reimbursement from James City County, and overhead charges of \$590,000 from the Utility Fund. A refund of approximately \$105,000 was received from Anthem as administrator of the City’s self-insured healthcare plan. EMS Recovery Fees of \$353,613 were received during FY2008, and a conservative estimate of receipts for FY2009 and FY2010 are \$325,000. Also included are public safety overtime reimbursements. The miscellaneous category revenues can change significantly from year to year.

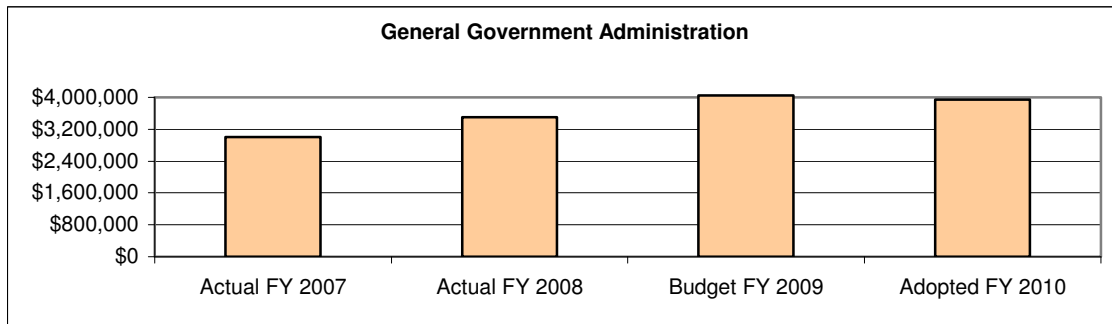


Intergovernmental - These funds include State reimbursements for expenses incurred for Constitutional Officers, sales taxes designated for education, 599 law enforcement funds, street maintenance, and various other taxes returned to the City. Overall, State reimbursements are estimated to be down 3.0% from FY2009. Street maintenance payments, the largest component of state aid, are estimated at \$1.38 Million for FY 2010, up slightly from the current year.

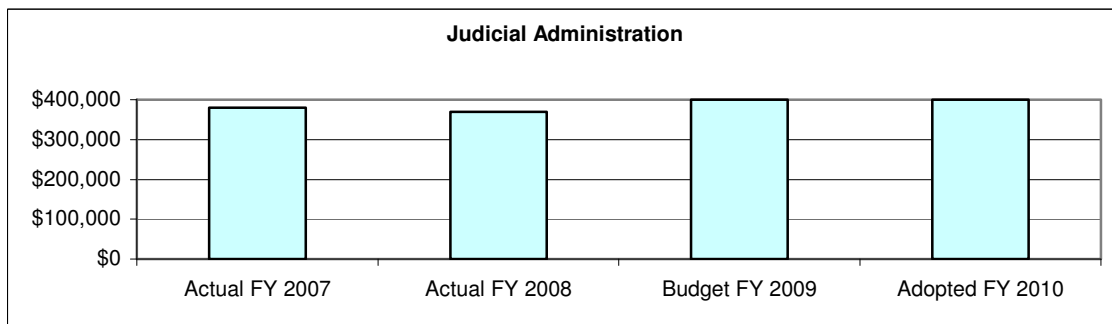


**CITY OF WILLIAMSBURG – GENERAL FUND – FISCAL YEAR 2010
EXPENDITURE HIGHLIGHTS**

General Government Administration - This category is comprised of City Council, Clerk of Council, City Manager, City Attorney, Commissioner of Revenue, Assessor, Treasurer, Finance, Vehicle Repair Shop, Electoral Board, Registrar and Information Resources Mgt. Expenditures are estimated to be down 2.7% from last year, from reductions in dental reimbursements, cuts in operating line items (office supplies, travel, service contracts, etc.), and other operating supplies. An expanded discussion of cost-savings is included in the Budget Message.

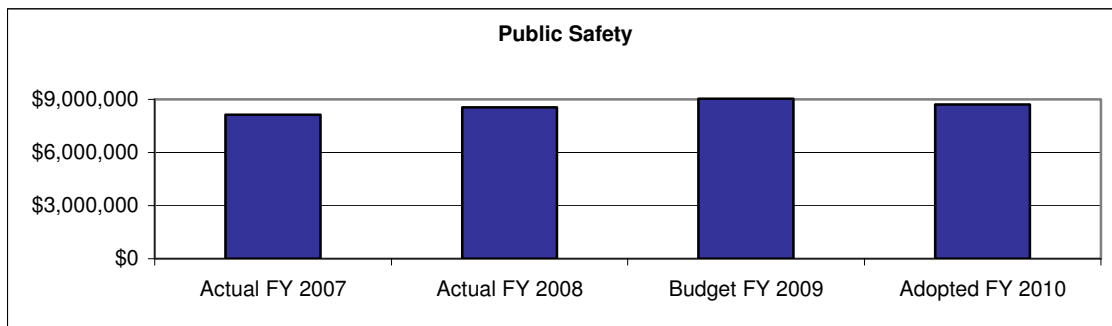


Judicial Administration - Judicial functions are performed by the Circuit Court, General District Court, Juvenile and Domestic Relations Court, Clerk of the Circuit Court, Commonwealth Attorney, 9th District Court Service Unit, and Magistrate. Judicial functions have been performed in the jointly operated Williamsburg-James City County Courthouse since FY 2001. An expanded explanation is included in the "Notes on Funding Relationships" section of the budget guide. Costs are shared with James City County on a population basis each year. Level funding at \$400,000 is anticipated for FY2010.

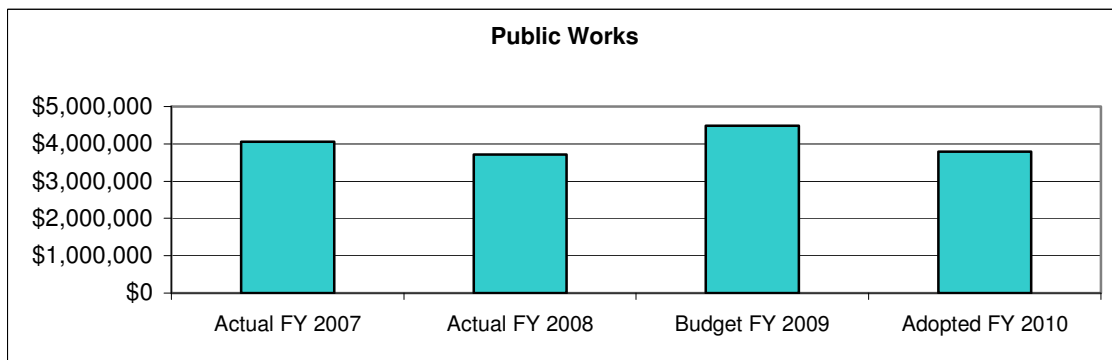


**CITY OF WILLIAMSBURG – GENERAL FUND – FISCAL YEAR 2010
EXPENDITURE HIGHLIGHTS**

Public Safety - Departments included in this classification are Police, Parking Garage, E-911 Dispatch, Fire, Sheriff, Group Home Commission, Animal Control, Medical Examiner and Emergency Management. The City participates in the VA Peninsula Regional Jail Authority, and phased out its local operation in 1997. Jail costs are expected to increase less than 1% for FY2010. Police and Fire expenditures will be down a total of 2.8% due to reductions in many operational lines as noted previously. A regional E-911 dispatch operation is planned with neighboring York County in July, 2009, with operating savings to the City of approximately \$100,000 during FY2010.

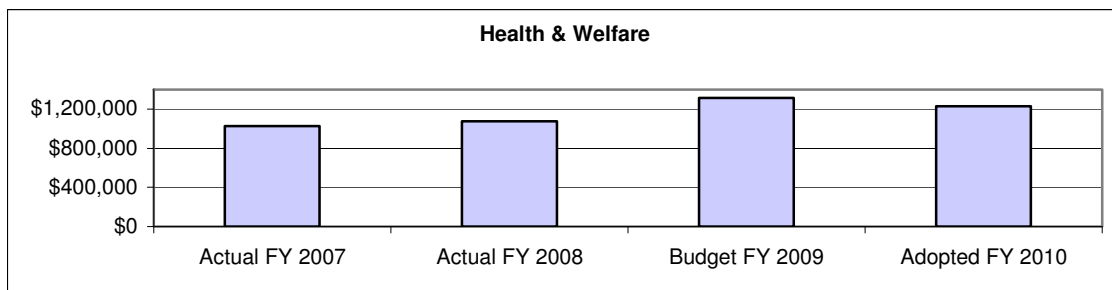


Public Works – Engineering, Streets, Refuse Collection, Landfill, Municipal Center, Building Inspection, Rental Properties, Landscaping and Cemetery make up the Public Works section of the budget. Overall costs for FY 2010 are anticipated to be down 15.4% from last year. Street resurfacing has been reduced from \$470,000 to \$170,000 in an effort to reduce operating costs, along with cost-savings of \$200,000 by contracting for weekly, instead of semi-weekly refuse collection services for FY2010. Maintenance, service contracts, and insurance costs of city buildings, including the Municipal & Stryker buildings, transportation center, community center, parking deck, and parking garage are included in the Buildings/Facilities Maintenance section, down about .8% for FY2010.

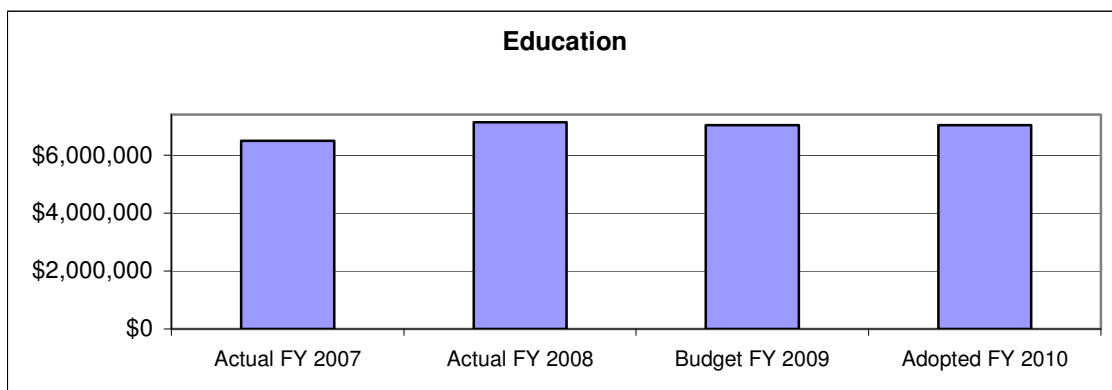


CITY OF WILLIAMSBURG – GENERAL FUND – FISCAL YEAR 2010 EXPENDITURE HIGHLIGHTS

Health and Welfare - This category consists of Health, Mosquito Control, Colonial Services Board, Public Assistance, and Public Assistance Transportation. The Health section budget is for the City's share of contributions to the Peninsula Health Center, Olde Towne Medical Center, CHIP of Virginia, and the Colonial Services Board, which provides mental health services for the community. Overall, financial support for agencies is anticipated to be down 6.6% for FY2010. Although public assistance programs are expected to increase slightly for FY2010, State and Federal subsidies will be higher than last year's budgeted revenues, resulting in a reduction in required City contributions from \$811,338 to \$759,312 for next year.

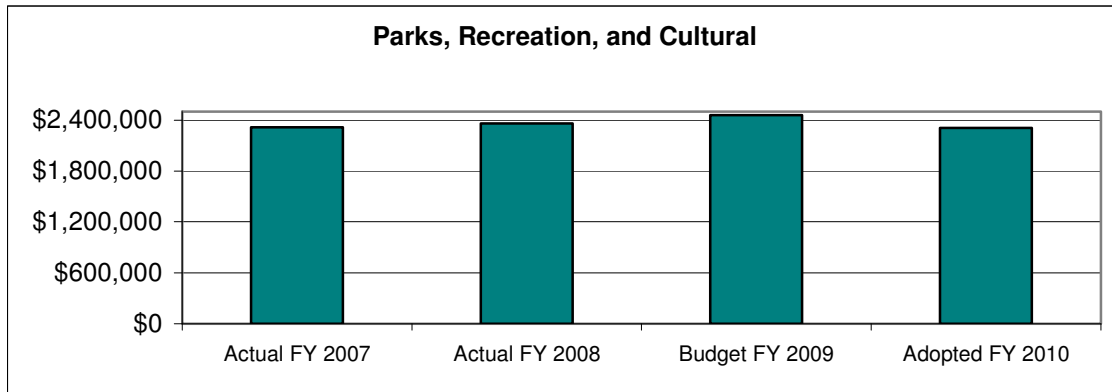


Education - This is the City's annual contribution to the jointly operated Williamsburg-James City County Public School system. The budget message highlights the funding agreement and trends over the last few years. Fiscal Year 2010 is the third year of a renegotiated five-year contract between the City and James City County. Education costs are anticipated to remain level with last fiscal year, due to a slightly lower funding percentage, and limited overall available local funding. The City's contribution rate for FY 2010 is 8.57%, down slightly from last year's 8.58% for operating costs.

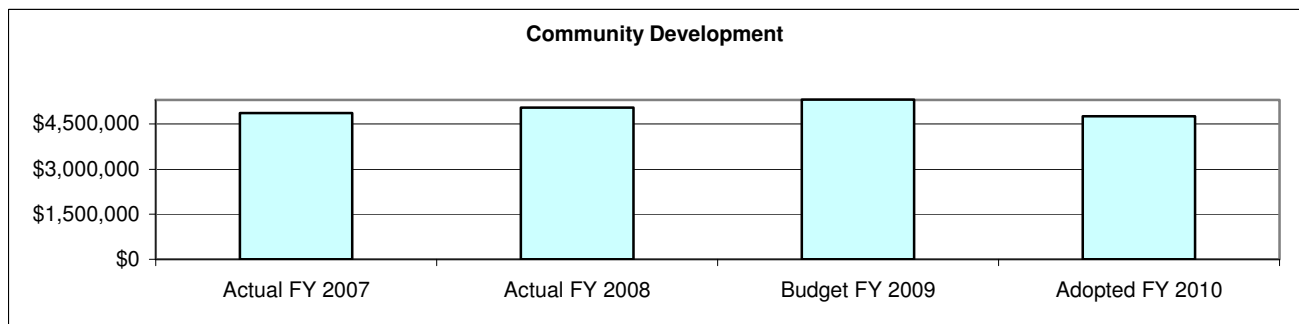


CITY OF WILLIAMSBURG – GENERAL FUND – FISCAL YEAR 2010 EXPENDITURE HIGHLIGHTS

Parks, Recreation and Cultural - Recreation administration, playgrounds, parks, library, and amounts provided to organizations through the Williamsburg Area Arts Commission are included in this category. Recreation costs are expected to decrease 9.5% from last year, due largely to personnel changes made during FY2009, and other anticipated operating reductions. The City's contribution to the Williamsburg Regional Library, operated jointly with James City County, is level with FY 2009. Arts Commission contributions are expected to decrease about 9.3% from last fiscal year's funding.



Community Development - This includes contributions to various human service and community & economic development agencies within the City. Also included is the \$2 per night lodging tax, which is collected and submitted monthly to the Williamsburg Area Destination Marketing Committee. The operating funds section includes all details of other contributions to various outside agencies. A discussion on major contributions to community and economic development agencies is included in the Budget Message.



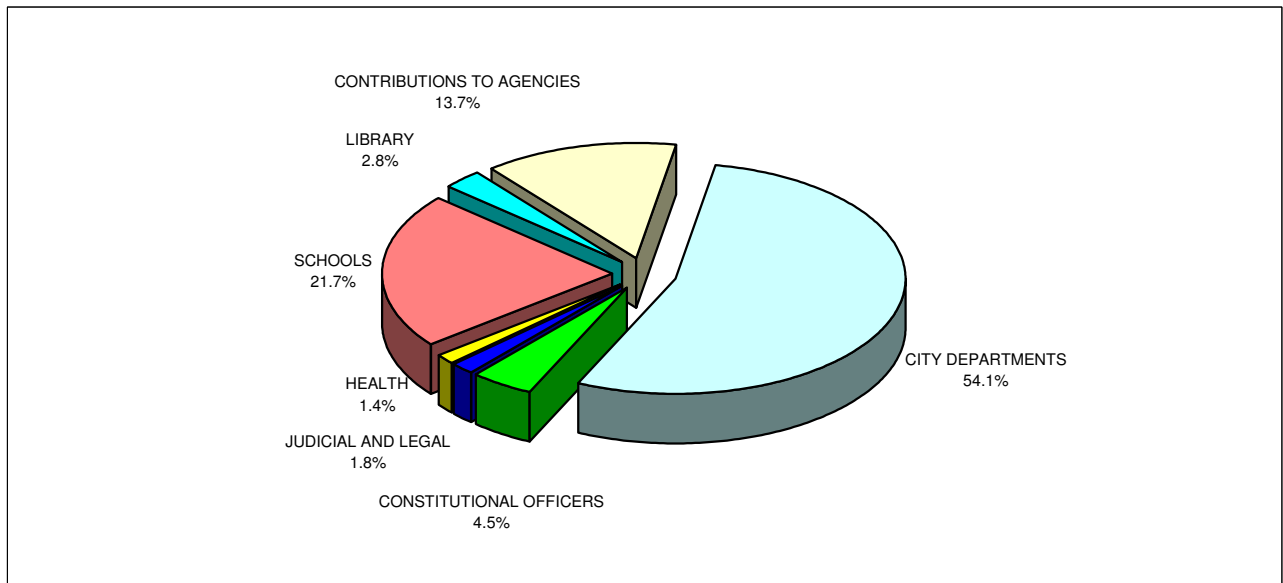
CITY OF WILLIAMSBURG
BUDGET SUMMARY
BY MAJOR FUNDING CATEGORIES

GENERAL FUND

<u>PURPOSE</u>	<u>ACTUAL FY 2007</u>	<u>ACTUAL FY 2008</u>	<u>BUDGETED FY 2009</u>	<u>ADOPTED FY 2010</u>
I CITY DEPARTMENTS	16,103,414	16,806,601	18,716,709	17,395,855
II CONSTITUTIONAL OFFICERS	1,180,838	1,270,806	1,444,275	1,444,031
III JUDICIAL AND LEGAL	557,572	506,123	596,256	562,642
IV HEALTH	464,554	468,809	493,705	460,777
V SCHOOLS	6,493,421	7,135,650	7,037,390	6,986,257
VI LIBRARY	861,030	884,955	888,955	886,955
VII DEBT SERVICE	0	0	0	0
VIII CONTRIBUTIONS TO AGENCIES	<u>4,623,229</u>	<u>4,683,393</u>	<u>4,919,508</u>	<u>4,403,996</u>
TOTAL	<u>30,284,058</u>	<u>31,756,337</u>	<u>34,096,798</u>	<u>32,140,513</u>

*This table summarizes the funding history and adopted FY2010 budgets for the eight major funding categories of the City. Debt Service is included in the Capital Improvement Program budget.

GENERAL FUND
MAJOR FUNDING CATEGORIES
FISCAL YEAR 2010



CITY OF WILLIAMSBURG
ADOPTED BUDGET
FISCAL YEAR 2010
SUMMARY OF GENERAL FUND EXPENDITURES

Section I

CITY DEPARTMENTS

		ACTUAL <u>FY 2007</u>	ACTUAL <u>FY 2008</u>	BUDGET <u>FY 2009</u>	ESTIMATED <u>FY 2009</u>	ADOPTED <u>FY 2010</u>
1101	CITY COUNCIL			1,416,793		1,389,795
	Personnel	41,338	41,338	41,338	41,338	41,338
	Operating	101,149	106,298	122,900	121,950	115,350
	Capital Outlay	<u>0</u>	<u>0</u>	<u>1,000</u>	<u>1,000</u>	<u>1,000</u>
	Total	142,487	147,636	165,238	164,288	157,688
1102	CLERK OF COUNCIL					
	Personnel	76,676	80,006	84,379	87,268	143,272
	Operating	11,232	10,270	17,100	12,100	17,900
	Capital Outlay	<u>500</u>	<u>0</u>	<u>500</u>	<u>500</u>	<u>500</u>
	Total	88,408	90,276	101,979	99,868	161,672
1201	CITY MANAGER					
	Personnel	364,796	385,915	503,378	492,450	436,781
	Operating	52,240	54,887	67,895	61,895	59,795
	Capital Outlay	<u>2,723</u>	<u>2,086</u>	<u>8,000</u>	<u>8,000</u>	<u>4,000</u>
	Total	419,759	442,888	579,273	562,345	500,576
1202	NON-DEPARTMENTAL	98,527	207,568	396,927	155,000	591,879
1203	ECONOMIC DEVELOPMENT					
	Personnel	88,245	91,621	103,087	103,881	106,021
	Operating	17,798	27,376	30,350	30,350	18,900
	Capital Outlay	<u>0</u>	<u>0</u>	<u>0</u>	<u>0</u>	<u>0</u>
	Total	106,043	118,997	133,437	134,231	124,921
1204	CITY ATTORNEY					
	Personnel	0	219,985	227,480	223,821	233,633
	Operating	216,560	29,268	49,240	48,063	52,837
	Capital Outlay	<u>1,186</u>	<u>13,478</u>	<u>1,500</u>	<u>1,500</u>	<u>1,500</u>
	Total	217,746	262,731	278,220	273,384	287,970
1204	HUMAN RESOURCES					
	Personnel	66,850	69,700	75,145	75,450	77,569
	Operating	62,720	67,366	83,500	57,400	79,400
	Capital Outlay	<u>0</u>	<u>0</u>	<u>0</u>	<u>0</u>	<u>0</u>
	Total	129,570	137,066	158,645	132,850	156,969
1210	CITY ASSESSOR					
	Personnel	135,641	140,567	144,847	145,028	146,571
	Operating	16,038	16,505	22,650	12,759	16,528
	Capital Outlay	<u>324</u>	<u>0</u>	<u>0</u>	<u>0</u>	<u>0</u>
	Total	152,003	157,072	167,497	157,787	163,099
1214	DEPT OF FINANCE					
	Personnel	774,160	868,630	895,178	903,836	913,128
	Operating	64,252	64,928	85,760	57,898	60,405
	Capital Outlay	<u>2,323</u>	<u>2,597</u>	<u>1,500</u>	<u>900</u>	<u>500</u>
	Total	840,735	936,155	982,438	962,634	974,033

CITY DEPARTMENTS - (Con't)

		<u>ACTUAL FY 2007</u>	<u>ACTUAL FY 2008</u>	<u>BUDGET FY 2009</u>	<u>ESTIMATED FY 2009</u>	<u>ADOPTED FY 2010</u>
1221	CITY SHOP					
	Personnel	158,983	152,572	188,628	188,611	190,302
	Operating	38,572	47,195	44,580	44,539	40,830
	Capital Outlay	<u>7,625</u>	<u>10,356</u>	<u>7,000</u>	<u>6,500</u>	<u>4,000</u>
	Total	205,180	210,123	240,208	239,650	235,132
3101	POLICE			4,287,366		3,997,081
	Personnel	2,726,040	2,876,394	2,990,384	2,921,375	2,860,531
	Operating	481,420	556,393	559,850	490,174	496,550
	Capital Outlay	<u>22,149</u>	<u>26,421</u>	<u>17,500</u>	<u>11,800</u>	<u>15,000</u>
	Total	3,229,609	3,459,208	3,567,734	3,423,349	3,372,081
3102	POLICE - E911					
	Personnel	645,227	641,715	689,631	689,631	0
	Operating	36,092	33,626	30,000	30,000	625,000
	Capital Outlay	<u>0</u>	<u>0</u>	<u>0</u>	<u>0</u>	<u>0</u>
	Total	681,319	675,341	719,631	719,631	625,000
3103	PARKING GARAGE					
	Personnel	63,703	60,312	68,583	65,000	64,324
	Operating	54,947	51,187	64,250	52,329	58,600
	Capital Outlay	<u>0</u>	<u>0</u>	<u>0</u>	<u>0</u>	<u>0</u>
	Total	118,650	111,499	132,833	117,329	122,924
3201	FIRE					
	Personnel	2,633,194	2,776,127	2,783,451	2,783,451	2,768,357
	Operating	334,641	376,166	446,515	442,515	378,290
	Capital Outlay	<u>96,691</u>	<u>105,453</u>	<u>110,700</u>	<u>105,700</u>	<u>97,500</u>
	Total	3,064,526	3,257,746	3,340,666	3,331,666	3,244,147
3401	CODES COMPLIANCE					
	Personnel	398,006	449,747	465,902	454,746	331,817
	Operating	46,739	41,038	68,700	39,908	60,900
	Capital Outlay	<u>1,715</u>	<u>608</u>	<u>1,800</u>	<u>1,100</u>	<u>1,400</u>
	Total	446,460	491,393	536,402	495,754	394,117
3501	ANIMAL CONTROL					
	Personnel	0	0	0	0	0
	Operating	14,745	18,000	24,500	22,500	22,500
	Capital Outlay	<u>0</u>	<u>0</u>	<u>0</u>	<u>0</u>	<u>0</u>
	Total	14,745	18,000	24,500	22,500	22,500
3503	MEDICAL EXAMINER					
	Personnel	0	0	0	0	0
	Operating	120	200	400	400	400
	Capital Outlay	<u>0</u>	<u>0</u>	<u>0</u>	<u>0</u>	<u>0</u>
	Total	120	200	400	400	400

CITY DEPARTMENTS - (Con't)

	ACTUAL <u>FY 2007</u>	ACTUAL <u>FY 2008</u>	BUDGET <u>FY 2009</u>	ESTIMATED <u>FY 2009</u>	ADOPTED <u>FY 2010</u>
3505	EMERGENCY MANAGEMENT				
	Personnel	0	0	0	0
	Operating	3,921	4,156	6,300	4,490
	Capital Outlay	<u>0</u>	<u>0</u>	<u>0</u>	<u>0</u>
	Total	3,921	4,156	6,300	4,490
4101	ENGINEERING				
	Personnel	202,207	214,805	221,660	221,142
	Operating	26,830	24,871	35,140	32,760
	Capital Outlay	<u>404</u>	<u>0</u>	<u>1,500</u>	<u>500</u>
	Total	229,441	239,676	258,300	254,402
4102	STREETS				
	Personnel	486,358	500,275	550,294	553,364
	Operating	523,822	509,632	558,453	550,850
	Capital Outlay	<u>542,899</u>	<u>57,024</u>	<u>521,500</u>	<u>216,500</u>
	Total	1,553,079	1,066,931	1,630,247	1,320,714
4203	REFUSE COLLECTION				
	Personnel	0	0	0	0
	Operating	807,777	864,801	918,500	709,500
	Capital Outlay	<u>0</u>	<u>0</u>	<u>0</u>	<u>0</u>
	Total	807,777	864,801	918,500	709,500
4307	BUILDINGS-FACILITIES MAINTENANCE				
	Personnel	127,708	128,348	135,853	143,011
	Operating	252,043	287,875	285,452	284,070
	Capital Outlay	<u>51,377</u>	<u>53,050</u>	<u>63,000</u>	<u>53,000</u>
	Total	431,128	469,273	484,304	480,081
4308	INFORMATION TECHNOLOGY				
	Personnel	0	0	0	0
	Operating	281,205	427,394	472,500	340,000
	Capital Outlay	<u>0</u>	<u>0</u>	<u>0</u>	<u>0</u>
	Total	281,205	427,394	472,500	340,000
4309	LANDSCAPING				
	Personnel	344,480	313,005	365,541	349,772
	Operating	181,041	184,882	193,000	187,050
	Capital Outlay	<u>11,150</u>	<u>13,340</u>	<u>16,500</u>	<u>15,500</u>
	Total	536,671	511,227	575,041	552,322

CITY DEPARTMENTS - (Con't)

	ACTUAL <u>FY 2007</u>	ACTUAL <u>FY 2008</u>	BUDGET <u>FY 2009</u>	ESTIMATED <u>FY 2009</u>	ADOPTED <u>FY 2010</u>
5103 MOSQUITO CONTROL					
Personnel	0	0	0	0	0
Operating	5,357	5,044	7,450	6,450	6,450
Capital Outlay	<u>0</u>	<u>0</u>	<u>500</u>	<u>500</u>	<u>500</u>
Total	5,357	5,044	7,950	6,950	6,950
5302- PUBLIC ASSISTANCE					
5305 Personnel	0	0	0	0	0
Operating	557,871	602,754	814,838	814,838	761,912
Capital Outlay	<u>0</u>	<u>0</u>	<u>0</u>	<u>0</u>	<u>0</u>
Total	557,871	602,754	814,838	814,838	761,912
7101- RECREATION					
7104 Personnel	845,010	859,987	931,266	850,450	829,188
Operating	351,991	427,596	441,295	407,307	416,045
Capital Outlay	<u>46,473</u>	<u>49,461</u>	<u>54,000</u>	<u>48,232</u>	<u>45,850</u>
Total	1,243,474	1,337,044	1,426,561	1,305,989	1,291,083
7108 CEMETERY					
Personnel	34,149	44,495	47,693	49,143	49,952
Operating	7,354	11,075	11,400	10,400	10,100
Capital Outlay	<u>0</u>	<u>0</u>	<u>0</u>	<u>0</u>	<u>0</u>
Total	41,503	55,570	59,093	59,543	60,052
8101 PLANNING					
Personnel	367,758	391,268	398,646	386,286	386,445
Operating	87,591	106,318	133,900	67,193	90,350
Capital Outlay	<u>751</u>	<u>1,246</u>	<u>4,500</u>	<u>0</u>	<u>4,500</u>
Total	456,100	498,832	537,046	453,479	481,295

TOTAL - CITY DEPARTMENTS	ACTUAL <u>FY 2007</u>	ACTUAL <u>FY 2008</u>	BUDGET <u>FY 2009</u>	ESTIMATED <u>FY 2009</u>	ADOPTED <u>FY 2010</u>
Personnel	10,679,055	11,514,380	12,309,291	11,844,553	11,438,393
Operating	4,636,069	4,957,101	5,596,418	5,217,809	5,497,762
Capital Outlay	<u>788,290</u>	<u>335,120</u>	<u>811,000</u>	<u>766,232</u>	<u>461,750</u>
Total	16,103,414	16,806,601	18,716,709	17,828,594	17,397,905

Section II

CONSTITUTIONAL OFFICERS

		<u>ACTUAL</u> <u>FY 2007</u>	<u>ACTUAL</u> <u>FY 2008</u>	<u>BUDGET</u> <u>FY 2009</u>	<u>ESTIMATED</u> <u>FY 2009</u>	<u>ADOPTED</u> <u>FY 2010</u>
1209	COMM. OF REVENUE					
	Personnel	169,144	176,228	180,869	178,236	179,781
	Operating	11,933	13,519	14,500	13,000	11,950
	Capital Outlay	<u>324</u>	<u>150</u>	<u>300</u>	<u>300</u>	<u>0</u>
	Total	181,401	189,897	195,669	191,536	191,731
1213	TREASURER					
	Personnel	35,397	40,271	47,195	47,678	48,255
	Operating	4,584	3,859	7,450	6,900	5,250
	Capital Outlay	<u>0</u>	<u>0</u>	<u>0</u>	<u>0</u>	<u>0</u>
	Total	39,981	44,130	54,645	54,578	53,505
1301	ELECTORAL BOARD					
	Personnel	7,626	7,615	7,912	7,912	7,912
	Operating	6,782	28,504	16,700	19,779	18,800
	Capital Outlay	<u>0</u>	<u>0</u>	<u>0</u>	<u>0</u>	<u>0</u>
	Total	14,408	36,119	24,612	27,691	26,712
1302	REGISTRAR					
	Personnel	78,989	82,245	87,844	85,038	81,038
	Operating	6,634	12,049	11,150	7,435	9,690
	Capital Outlay	<u>0</u>	<u>841</u>	<u>1,000</u>	<u>0</u>	<u>1,000</u>
	Total	85,623	95,135	99,994	92,473	91,728
3301	REGIONAL JAIL					
	Personnel	0	0	0	0	0
	Operating	859,425	905,525	1,069,356	1,069,356	1,078,305
	Capital Outlay	<u>0</u>	<u>0</u>	<u>0</u>	<u>0</u>	<u>0</u>
	Total	859,425	905,525	1,069,356	1,069,356	1,078,305
	TOTAL - CONSTITUTIONAL OFFICERS					
	Personnel	291,156	306,359	323,819	318,864	316,986
	Operating	889,358	963,456	1,119,156	1,116,470	1,123,995
	Capital Outlay	<u>324</u>	<u>991</u>	<u>1,300</u>	<u>300</u>	<u>1,000</u>
	Total	1,180,838	1,270,806	1,444,275	1,435,634	1,441,981

Section III

JUDICIAL ADMINISTRATION

	<u>ACTUAL</u> <u>FY 2007</u>	<u>ACTUAL</u> <u>FY 2008</u>	<u>BUDGET</u> <u>FY 2009</u>	<u>ESTIMATED</u> <u>FY 2009</u>	<u>ADOPTED</u> <u>FY 2010</u>
2100 JOINT COURTHOUSE					
Personnel	0	0	0	0	0
Operating	379,945	369,459	400,000	400,000	400,000
Capital Outlay	<u>0</u>	<u>0</u>	<u>0</u>	<u>0</u>	<u>0</u>
Total	379,945	369,459	400,000	400,000	400,000
3303 MIDDLE PENINSULA JUVENILE DETENTION COMMISSION					
Personnel	0	0	0	0	0
Operating	105,467	65,420	120,000	80,000	80,000
Capital Outlay	<u>0</u>	<u>0</u>	<u>0</u>	<u>0</u>	<u>0</u>
Total	105,467	65,420	120,000	80,000	80,000
3304 GROUP HOME COMMISSION					
Personnel	0	0	0	0	0
Operating	72,160	71,244	76,256	76,256	82,642
Capital Outlay	<u>0</u>	<u>0</u>	<u>0</u>	<u>0</u>	<u>0</u>
Total	72,160	71,244	76,256	76,256	82,642

<u>TOTAL - JUDICIAL ADMINISTRATION</u>	<u>ACTUAL</u> <u>FY 2007</u>	<u>ACTUAL</u> <u>FY 2008</u>	<u>BUDGET</u> <u>FY 2009</u>	<u>ESTIMATED</u> <u>FY 2009</u>	<u>ADOPTED</u> <u>FY 2010</u>
Personnel	0	0	0	0	0
Operating	557,572	506,123	596,256	556,256	562,642
Capital Outlay	<u>0</u>	<u>0</u>	<u>0</u>	<u>0</u>	<u>0</u>
Total	557,572	506,123	596,256	556,256	562,642

Section IV

HEALTH

	<u>ACTUAL</u> <u>FY 2007</u>	<u>ACTUAL</u> <u>FY 2008</u>	<u>BUDGET</u> <u>FY 2009</u>	<u>ESTIMATED</u> <u>FY 2009</u>	<u>ADOPTED</u> <u>FY 2010</u>
5101 HEALTH - AGENCIES					
Peninsula Health District	139,534	128,516	135,796	135,796	112,138
Olde Towne Medical Center	86,000	90,000	92,700	92,700	83,430
CHIP	17,760	18,293	19,349	19,349	19,349
Colonial Services Board	<u>221,260</u>	<u>232,000</u>	<u>245,860</u>	<u>245,860</u>	<u>245,860</u>
Total	464,554	468,809	493,705	493,705	460,777
 Total Health	464,554	468,809	493,705	493,705	460,777

Section V

SCHOOLS

	<u>ACTUAL</u> <u>FY 2007</u>	<u>ACTUAL</u> <u>FY 2008</u>	<u>BUDGET</u> <u>FY 2009</u>	<u>ESTIMATED</u> <u>FY 2009</u>	<u>ADOPTED</u> <u>FY 2010</u>
6101 SCHOOL BOARD					
Personnel	<u>11,842</u>	<u>11,834</u>	<u>13,025</u>	<u>13,025</u>	<u>13,025</u>
Total	11,842	11,834	13,025	13,025	13,025
 6103 JOINT SCHOOL OPERATIONS					
Operating	6,481,579	7,123,816	7,024,365	7,024,365	6,973,232
 TOTAL - SCHOOLS	6,493,421	7,135,650	7,037,390	7,037,390	6,986,257

Section VI

LIBRARY

	<u>ACTUAL</u> <u>FY 2007</u>	<u>ACTUAL</u> <u>FY 2008</u>	<u>BUDGET</u> <u>FY 2009</u>	<u>ESTIMATED</u> <u>FY 2009</u>	<u>ADOPTED</u> <u>FY 2010</u>
7302 REGIONAL LIBRARY					
Operating	1,531	0	4,000	1,000	2,000
Operating-Contribution	<u>859,499</u>	<u>884,955</u>	<u>884,955</u>	<u>884,955</u>	<u>884,955</u>
Total	861,030	884,955	888,955	885,955	886,955

Section VII

DEBT SERVICE

	<u>ACTUAL</u> <u>FY 2007</u>	<u>ACTUAL</u> <u>FY 2008</u>	<u>BUDGET</u> <u>FY 2009</u>	<u>ESTIMATED</u> <u>FY 2009</u>	<u>ADOPTED</u> <u>FY 2010</u>
9301 DEBT SERVICE*					
Principal	0	0	0	0	0
Interest	<u>0</u>	<u>0</u>	<u>0</u>	<u>0</u>	<u>0</u>
Total	0	0	0	0	0

*Included in Sales Tax Fund

Section VIII

	<u>ACTUAL</u> <u>FY 2007</u>	<u>ACTUAL</u> <u>FY 2008</u>	<u>BUDGET</u> <u>FY 2009</u>	<u>ESTIMATED</u> <u>FY 2009</u>	<u>ADOPTED</u> <u>FY 2010</u>
CONTRIBUTIONS TO AGENCIES					
Outside Agencies	4,411,655	4,543,423	4,775,308	4,490,667	4,273,216
Arts Commission	<u>211,574</u>	<u>139,970</u>	<u>144,200</u>	<u>144,200</u>	<u>130,780</u>
Total	4,623,229	4,683,393	4,919,508	4,634,867	4,403,996

<u>SUMMARY:</u>	<u>ACTUAL</u> <u>FY 2007</u>	<u>ACTUAL</u> <u>FY 2008</u>	<u>BUDGET</u> <u>FY 2009</u>	<u>ESTIMATED</u> <u>FY 2009</u>	<u>ADOPTED</u> <u>FY 2010</u>
<u>BY MAJOR PROGRAMS:</u>					
CITY DEPARTMENTS	16,103,414	16,806,601	18,716,709	17,828,594	17,397,905
CONSTITUTIONAL OFFICERS	1,180,838	1,270,806	1,444,275	1,435,634	1,441,981
JUDICIAL AND LEGAL	557,572	506,123	596,256	556,256	562,642
HEALTH	464,554	468,809	493,705	493,705	460,777
SCHOOLS	6,493,421	7,135,650	7,037,390	7,037,390	6,986,257
LIBRARY	861,030	884,955	888,955	885,955	886,955
DEBT SERVICE	0	0	0	0	0
CONTRIBUTIONS-AGENCIES	<u>4,623,229</u>	<u>4,683,393</u>	<u>4,919,508</u>	<u>4,634,867</u>	<u>4,403,996</u>
TOTAL	<u>30,284,058</u>	<u>31,756,337</u>	<u>34,096,798</u>	<u>32,872,401</u>	<u>32,140,513</u>

BY MAJOR FUNCTION:

PERSONNEL	10,982,053	11,832,573	12,646,135	12,176,442	11,768,404
OPERATING	18,513,391	19,587,653	20,638,363	19,929,427	19,909,359
CAPITAL OUTLAY	<u>788,614</u>	<u>336,111</u>	<u>812,300</u>	<u>766,532</u>	<u>462,750</u>
TOTAL	<u>30,284,058</u>	<u>31,756,337</u>	<u>34,096,798</u>	<u>32,872,401</u>	<u>32,140,513</u>

CITY OF WILLIAMSBURG
ADOPTED BUDGET
FISCAL YEAR 2010
SUMMARY OF EXPENDITURES

Section VIII

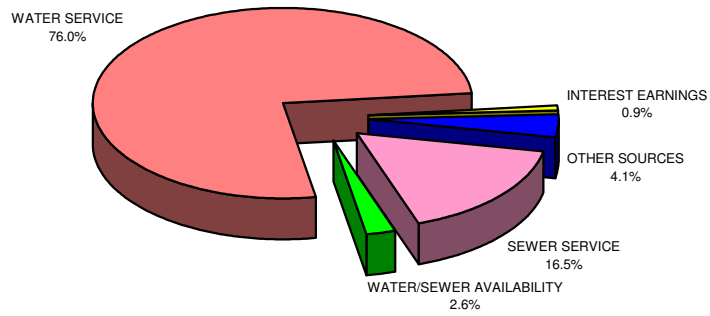
CONTRIBUTIONS TO OTHER AGENCIES

AGENCY	ACTUAL FY 2008	ACTUAL FY 2009	REQUESTED FY 2010	ADOPTED FY 2010	% INCREASE
HUMAN SERVICE TYPE AGENCIES:					
AVALON	20,000	21,000	17,000	17,000	
COMMUNITY ACTION AGENCY	18,609	19,539	19,539	17,585	
HOSPICE OF WILLIAMSBURG	10,000	11,000	10,450	10,000	
NEWPORT NEWS LIBRARY FOR BLIND	2,400	0	0	0	
PENINSULA AGENCY ON AGING	5,000	5,115	5,412	5,000	
COLONIAL C.A.S.A.	7,000	7,000	6,300	6,300	
CHILD DEVELOPMENT RESOURCES	3,018	2,987	2,987	0	
WILLIAMSBURG AIDS NETWORK	2,000	2,000	2,000	1,800	
INFORMATION AND REFERRAL SERVICE	6,000	7,000	7,000	6,300	
HISTORIC TRIANGLE SENIOR CENTER	12,000	13,350	13,350	12,777	
SENIOR SERVICES COALITION	2,500	2,500	2,500	2,250	
VIRGINIA COOPERATIVE EXTENSION	1,000	0	0	0	
PENINSULA CENTER FOR INDEP. LIVING	1,000	1,000	1,000	900	
BIG BROTHERS / BIG SISTERS	4,650	5,174	5,174	4,657	
HIST. TRIANGLE SUBST. ABUSE COALITION	4,000	4,000	8,007	3,600	
COMMUNITY SERVICES COALITION	5,000	10,000	15,000	9,000	
CHILD & FAMILY CONNECTION	1,000	1,000	1,000	900	
PENINSULA COMMISSION ON HOMELESSNESS	0	2,759	2,759	2,759	
RITA WELSH ADULT SKILLS PROGRAM	500	500	500	500	
SUB-TOTAL	<u>105,677</u>	<u>115,924</u>	<u>119,978</u>	<u>101,328</u>	-12.59%
COMMUNITY AND ECONOMIC DEVELOPMENT AGENCIES:					
COLONIAL WILLIAMSBURG FOUNDATION	1,365,000	1,410,000	1,410,000	1,320,000	
CHAMBER & TOURISM ALLIANCE	906,000	940,000	940,000	880,000	
WMSBG AREA DESTINATION MKTG COMM.	1,625,774	1,500,000 *	1,500,000	1,500,000	
WRHA	35,000	35,000	35,000	35,000	
HAMPTON ROADS PLANNING DISTRICT COMM.	10,858	10,897	10,884	10,884	
PENINSULA COUNCIL FOR WORKFORCE DEV.	5,947	5,947	5,947	5,947	
HAMPTON ROADS ECON. DEV. ALLIANCE	11,751	11,793	11,812	11,812	
TNCC - HAMPTON CAMPUS	4,267	6,149	6,200	6,200	
TNCC - WMSBG CAMPUS/DISCOVERY CTR LEASE	20,000	20,000	2,700	2,700	
TNCC - WORKFORCE DEVELOPMENT CENTER	10,500	10,500	10,500	10,500	
JAMESTOWN - YORKTOWN FOUNDATION	10,000	10,000	10,000	0	
COLONIAL SOIL & WATER CONSERVATION	2,661	2,794	2,933	2,655	
HAMPTON ROADS PARTNERSHIP	5,325	5,325	5,050	5,050	
HAMPTON ROADS PARTNERSHIP-FILM OFFICE	10,000	10,000	10,000	5,000	
WILLIAMSBURG LAND CONSERVANCY	10,000	10,000	10,000	9,500	
HERITAGE HUMANE SOCIETY	16,000	16,000	16,000	15,200	
FARMERS' MARKET	4,000	4,000	4,000	3,800	
CROSSROADS	10,000	10,000	10,000	0	
HISTORICAL TRIANGLE COLLABORATIVE	10,000	10,000	7,000	7,000	
APVA - HISTORIC JAMESTOWNE	15,000	0	15,000	0	
FEDERAL FACILITIES ALLIANCE	5,826	6,621	6,645	6,645	
LHT PIPE PROGRAM	10,000	0	0	0	
VIRGINIA WAR MUSEUM	5,000	0	0	0	
SUB-TOTAL	<u>4,108,909</u>	<u>4,035,026</u>	<u>4,029,671</u>	<u>3,837,893</u>	-4.89%
CULTURAL:					
ARTS COMMISSION	140,140	144,200	130,780	130,780	
DISCOVER THE ARTS - MAP	5,000	0	0	0	
VA ARTS FESTIVAL	50,000	50,000	55,000	50,000	
VA SYMPHONY-LAKE MATOAKA CONCERT	0	15,000	17,500	10,000	
	<u>195,140</u>	<u>209,200</u>	<u>203,280</u>	<u>190,780</u>	-8.80%
TRANSPORTATION:					
WILLIAMSBURG AREA TRANSPORT	265,000	265,000	265,000	265,000	
N.N. / WMSBG INT. AIRPORT-AIR SERVICE FUND	6,000	4,717	4,717	4,245	
VIRGINIANS FOR HIGH SPEED RAIL	5,000	5,000	4,750	4,750	
	<u>276,000</u>	<u>274,717</u>	<u>274,467</u>	<u>273,995</u>	-0.26%
TOTAL CONTRIBUTIONS TO OTHER AGENCIES	<u><u>4,685,726</u></u>	<u><u>4,634,867</u></u>	<u><u>4,627,396</u></u>	<u><u>4,403,996</u></u>	-4.98%

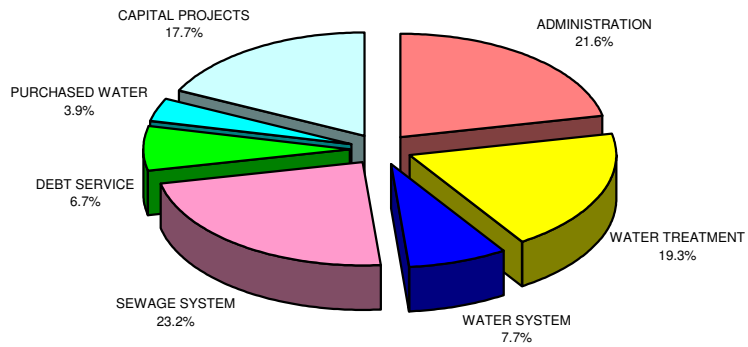
* ALL \$2/NIGHT LODGING TAX RECEIPTS PASSED-THRU TO W.A.D.M.C. - FY2009 & FY2010 ESTIMATES BASED ON PAST TREND

CITY OF WILLIAMSBURG
UTILITY FUND
FISCAL YEAR 2010

REVENUES



EXPENSES



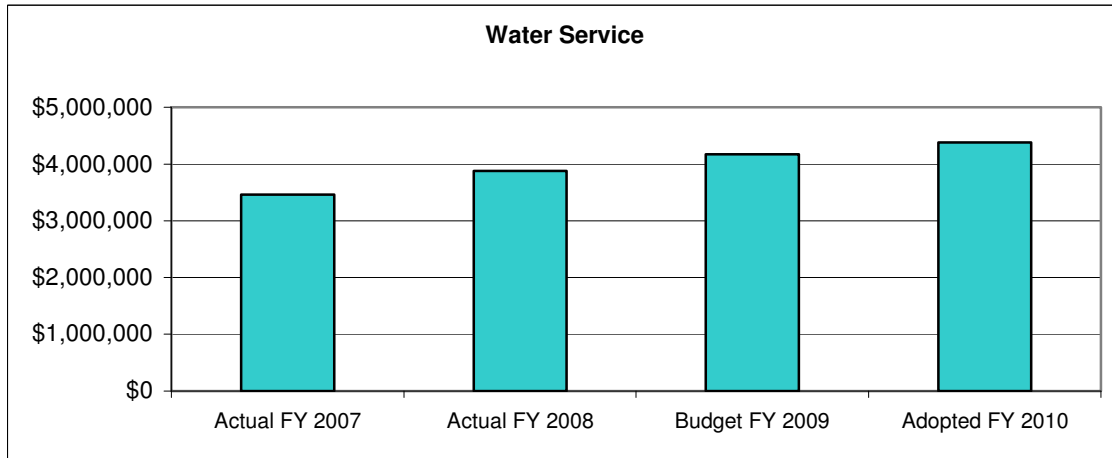
CITY OF WILLIAMSBURG
 BUDGET SUMMARY
 UTILITY FUND
 FISCAL YEAR 2010

	<u>ACTUAL</u> <u>FY 2007</u>	<u>ACTUAL</u> <u>FY 2008</u>	<u>BUDGETED</u> <u>FY 2009</u>	<u>ESTIMATED</u> <u>FY 2009</u>	<u>ADOPTED</u> <u>FY 2010</u>
<u>REVENUES:</u>					
WATER SERVICE	3,462,762	3,879,207	4,174,500	4,174,500	4,383,225
SEWER SERVICE	844,269	943,190	850,000	950,000	950,000
OTHER SOURCES	184,741	422,390	239,400	234,400	234,400
INTEREST EARNINGS	253,915	209,655	165,000	100,000	50,000
WATER & SEWER AVAILABILITY	142,500	654,000	150,000	325,000	150,000
TRANSFERS-FOR OPERATIONS	-534,638	-1,451,648	-674,475	-1,214,834	-335,160
TRANSFERS-FOR CAPITAL PROJECTS	<u>628,812</u>	<u>676,178</u>	<u>1,385,000</u>	<u>1,385,000</u>	<u>1,165,000</u>
 TOTAL REVENUE	 4,982,361	 5,332,972	 6,289,425	 5,954,066	 6,597,465
 <u>EXPENSES:</u>					
ADMINISTRATION	1,248,380	1,297,225	1,393,422	1,400,244	1,423,549
WATER TREATMENT	1,024,091	1,059,334	1,159,155	1,175,491	1,274,346
WATER SYSTEM	475,508	522,527	601,943	502,252	505,854
SEWAGE SYSTEM	1,341,548	1,747,807	1,374,586	1,465,779	1,530,029
DEBT SERVICE	264,022	29,901	25,319	25,300	444,000
PURCHASED WATER	0	0	350,000	0	254,687
CAPITAL PROJECTS *	<u>628,812</u>	<u>676,178</u>	<u>1,385,000</u>	<u>1,385,000</u>	<u>1,165,000</u>
 TOTAL EXPENSES	 4,982,361	 5,332,972	 6,289,425	 5,954,066	 6,597,465

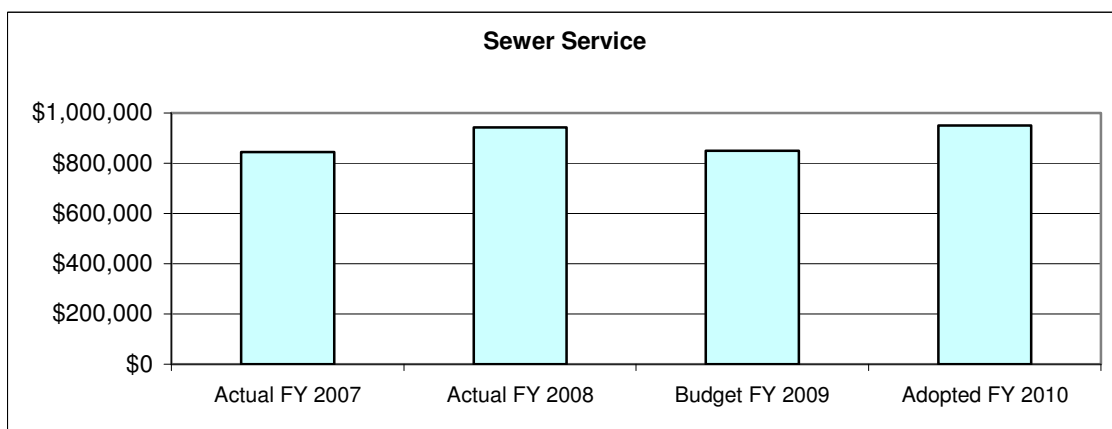
*Utility Fund Capital Projects are detailed in the Capital Improvements section of the budget document

CITY OF WILLIAMSBURG – UTILITY FUND – FISCAL YEAR 2010 REVENUE HIGHLIGHTS

Water Service - The Public Utilities department operates a water distribution system throughout the City. Commercial customers are billed monthly. Residential accounts are split into three sections of the City, each billed quarterly during alternate months to provide a constant cash flow for this Enterprise Fund. An analysis of existing and proposed water rates is included in the appendix.

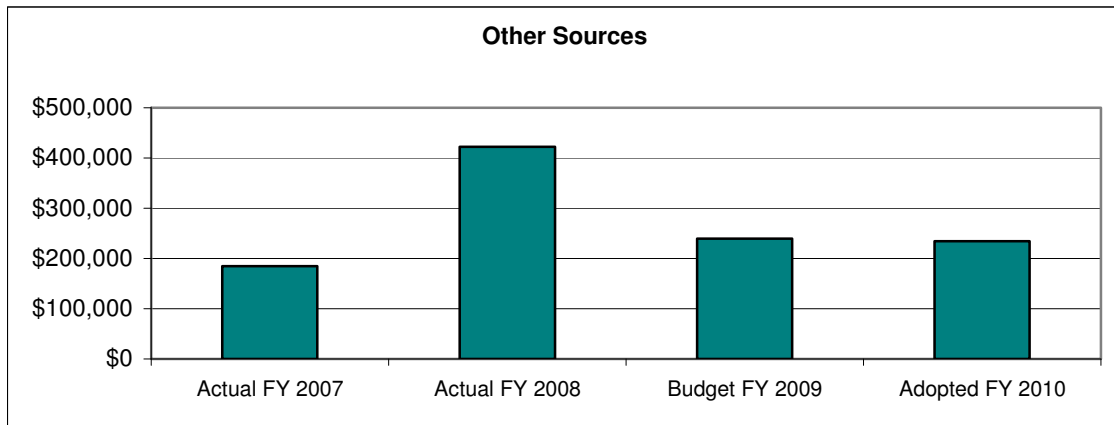


Sewer Service - Sewer lines are maintained by the City, with 13 pump stations collecting and transmitting sewage to the Hampton Roads Sanitation District for treatment. Sewer charges are billed together with water, and both are based on consumption. Sewer charges are collected and paid to HRSD on a contractual basis. The City does not have any control over rates charged by HRSD.

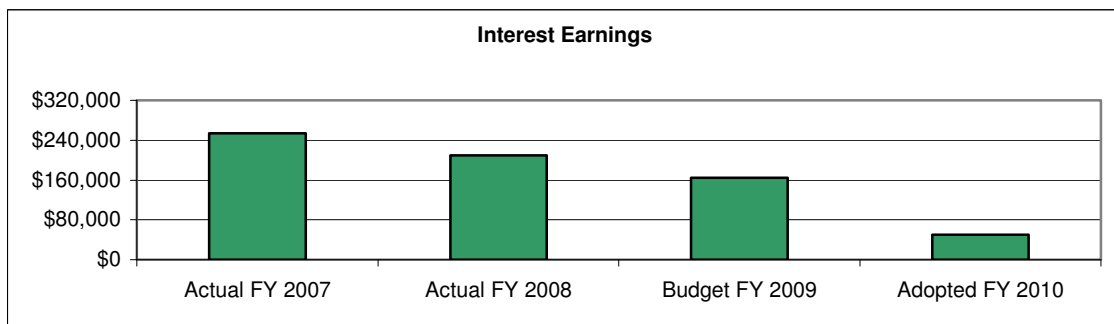


CITY OF WILLIAMSBURG – UTILITY FUND – FISCAL YEAR 2010 REVENUE HIGHLIGHTS

Other Sources - These revenues are made up of penalties, water and sewer connection fees, sewer tap fees, water tank antenna contracts, and other miscellaneous items. Development in the City dictates the amount of revenues provided by these sources, and is difficult to estimate from year to year.

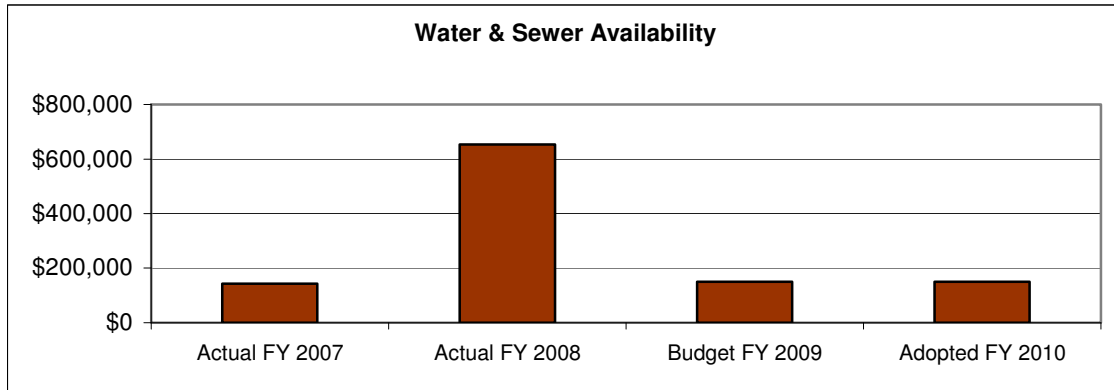


Interest Earnings - Interest earnings in this fund, like any city fund, are a product of idle resources invested under the City's stringent investment policy, and current interest rates. Short-term rates are anticipated to be about 1.5%, with the recent decline in interest rates. Interest earnings are estimated at \$50,000 for FY 2010.



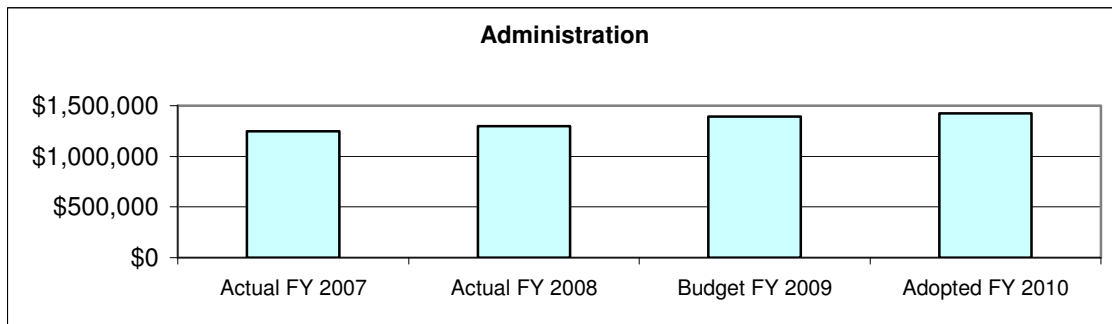
CITY OF WILLIAMSBURG – UTILITY FUND – FISCAL YEAR 2010 REVENUE HIGHLIGHTS

Water & Sewer Availability - Availability fees are charges for a home or business to have access to existing water and sewer lines. Water and sewer connection charges, as discussed previously, are additional charges, based on the size of water lines, sewer lines, and meters. Availability fees increase as development takes place, and is difficult to estimate each year. The budget estimate for FY 2010 is \$150,000.

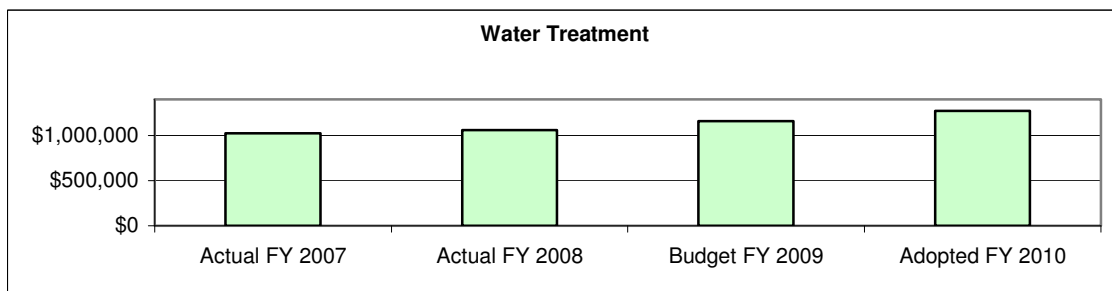


**CITY OF WILLIAMSBURG – UTILITY FUND – FISCAL YEAR 2010
EXPENSE HIGHLIGHTS**

Administration - Administration expenses account for 27% of the total utility fund. Three full-time persons make up the administrative staff of the utility department, with an unfilled position of Utility Engineer frozen for FY2010. Depreciation and overhead expenses have increased for next fiscal year based on last year's actual amounts. Overhead is reimbursed to the General Fund for all administrative functions performed by the City Manager's office, Finance, Engineering, and the Shop on a set percentage basis. Administration expenses are anticipated to increase 2.1% over FY 2009.

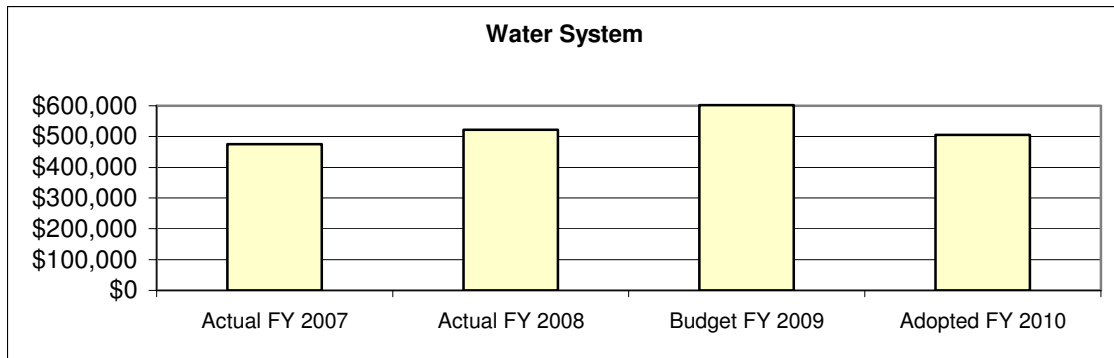


Water Treatment - The City owns and operates its own water filter plant located at Waller Mill Reservoir, in adjacent York County. The plant produces an average of 3.3 million gallons of water daily, and continues to provide safe drinking water to over 3,000 customers. Expenses for the water treatment plant are estimated to increase by 9.9% for FY 2010, largely from increased costs of plant chemicals. Capital expenses required by the water treatment plant are provided for in the Utility Fund Capital Improvement Program.

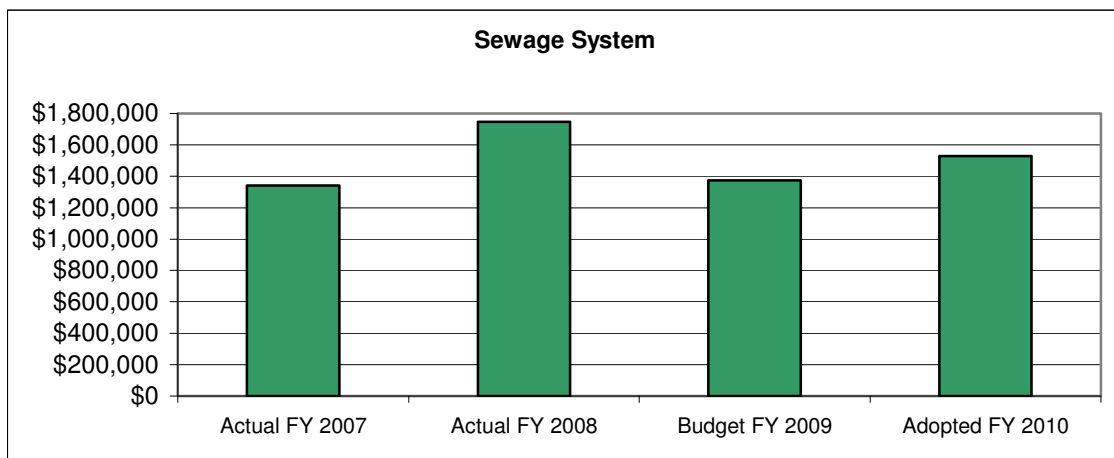


CITY OF WILLIAMSBURG – UTILITY FUND – FISCAL YEAR 2010 EXPENSE HIGHLIGHTS

Water System - Water system personnel are responsible for managing the water distribution system, which consists of 60 miles of lines and three water tanks throughout the City. Expenses for Fiscal Year 2010 are expected to decrease by 16% from last fiscal year, due to a position reclassification from water to sewer.

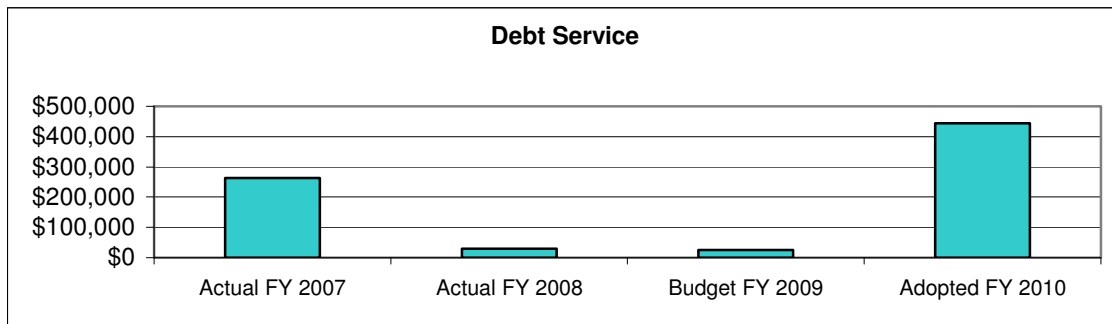


Sewage System - The sewer system includes approximately 50 miles of sewer collection and transmission lines, and 13 pump stations within the City. The main purpose of the sewer system is to collect and pump raw sewage to the Hampton Roads Sanitation District (HRSD) for treatment on a contractual basis. Overall, expenses for FY 2010 will increase 11.3% over last fiscal year, largely from the position reclassification from the water system referenced above.

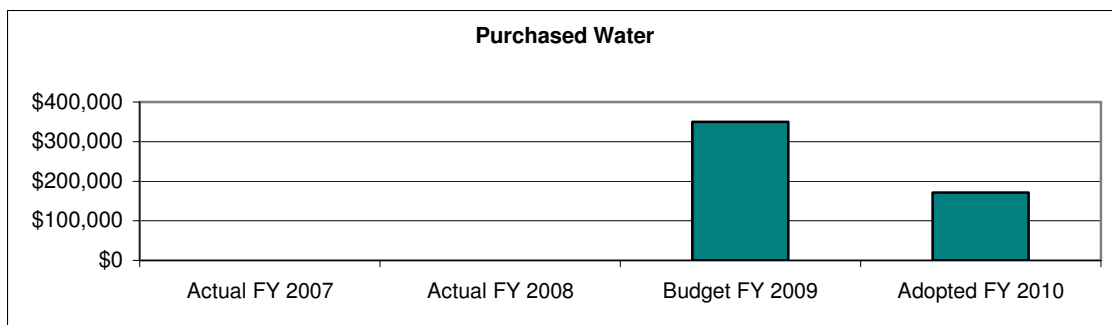


**CITY OF WILLIAMSBURG – UTILITY FUND – FISCAL YEAR 2010
EXPENSE HIGHLIGHTS**

Debt Service – The remaining debt from the 1997 borrowing for Filter Plant renovations is scheduled for payoff in FY 2013. Repayment of the anticipated \$10 Million borrowing for the long-term Newport News water agreement will commence in FY2010. Principal payments on any bonds are treated as fund liabilities and not budgeted as expenses in this enterprise fund.



Purchased Water - The City pays monthly charges for the availability of additional water when the reservoir’s water levels are low, especially during drought conditions. Charges for water, if needed and pumped to the City, are based on usage if incurred. No water has been purchased since 2003. Should conditions change, \$170,647 is included in the operating budget for FY2010.



CITY OF WILLIAMSBURG
 BUDGET SUMMARY
 PUBLIC ASSISTANCE FUND
 FISCAL YEAR 2010

	<u>ACTUAL</u> <u>FY 2007</u>	<u>ACTUAL</u> <u>FY 2008</u>	<u>BUDGETED</u> <u>FY 2009</u>	<u>ADOPTED</u> <u>FY 2010</u>
<u>REVENUES:</u>				
STATE	410,806	556,255	587,434	609,348
FEDERAL	746,984	717,750	755,675	772,134
MISCELLANEOUS	6,452	15,908	0	0
CITY - GENERAL FUND	<u>555,000</u>	<u>558,600</u>	<u>811,338</u>	<u>759,312</u>
TOTAL REVENUES	1,719,242	1,848,513	2,154,447	2,140,794
 <u>EXPENDITURES:</u>				
HEALTH AND WELFARE	<u>1,695,966</u>	<u>1,873,055</u>	<u>2,154,447</u>	<u>2,140,794</u>
TOTAL EXPENDITURES	1,695,966	1,873,055	2,154,447	2,140,794

CITY OF WILLIAMSBURG, VIRGINIA
SCHEDULE OF BUDGETED REVENUES, EXPENDITURES,
AND ESTIMATED CHANGES IN FUND BALANCE
FISCAL YEAR 2010

	General Fund	Sales Tax Fund (General Capital Improvement Fund)	Public Assistance Fund	Total
Fund Balance June 30, 2008 [audited]	\$28,946,900	\$54,897	\$178,159	\$29,179,956
Estimated Revenues - Fiscal 2009	\$32,803,441	\$3,887,500	\$2,154,447	\$38,845,388
Estimated Expenditures - Fiscal 2009	-\$32,872,401	-\$8,518,000	-\$2,154,447	-\$43,544,848
Estimated Encumbrances - Capital Improvements	--	-\$2,738,000 **	--	-\$2,738,000
Estimated Fund Balance June 30, 2009	\$28,877,940	-\$7,313,603	\$178,159	\$21,564,337
Estimated Revenues - Fiscal 2010				
General Property Taxes	\$12,949,320	--	--	\$12,949,320
Other Local Taxes	\$13,658,600	\$3,800,000	--	\$17,458,600
Licenses and Permits	\$182,280	--	--	\$182,280
Fines and Forfeitures	\$232,000	--	--	\$232,000
Revenue from Use of Money & Property	\$883,900	\$25,000	--	\$908,900
Charges for Services	\$305,328	--	--	\$305,328
Miscellaneous	\$1,200,885	\$1,250,000	--	\$2,450,885
Intergovernmental	\$2,728,200	--	\$2,140,794	\$4,868,994
Total Revenues	\$32,140,513	\$5,075,000	\$2,140,794	\$39,356,307
Estimated Expenditures - Fiscal 2010				
General Government Administration	-\$4,057,613	-\$7,417,000	--	-\$11,474,613
Judicial Administration	-\$400,000	--	--	-\$400,000
Public Safety	-\$8,609,989	-\$207,500	--	-\$8,817,489
Public Works	-\$3,793,687	-\$1,225,000	--	-\$5,018,687
Health and Welfare	-\$1,229,639	--	-\$2,140,794	-\$3,370,433
Education	-\$6,986,257	-\$780,813	--	-\$7,767,070
Parks, Recreation, and Cultural	-\$2,308,818	-\$68,000	--	-\$2,376,818
Community Development	-\$4,754,511	--	--	-\$4,754,511
Debt Service	--	-\$1,435,486	--	-\$1,435,486
Total Expenditures/Expenses	-\$32,140,513	-\$11,133,799	-\$2,140,794	-\$45,415,106
Estimated Fund Balance June 30, 2010	\$28,877,940 *	-\$13,372,402 *	\$178,159	\$15,683,697

* General Fund & Sales Tax Fund are combined in the General Fund in the Comprehensive Annual Financial Report in compliance with generally accepted accounting principals.

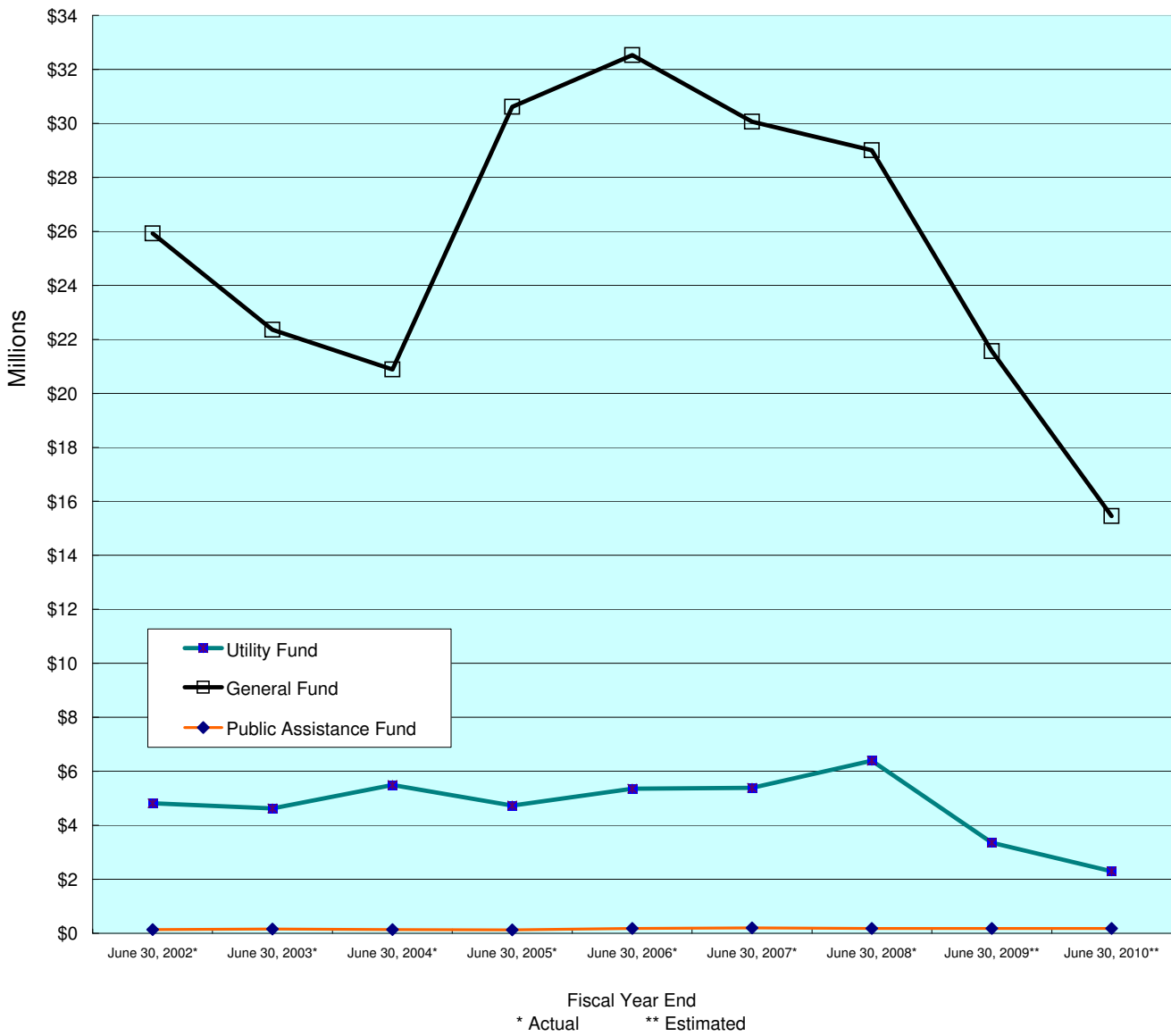
**Amounts encumbered represent estimate of carryover balances for design work for the City Council Building and two new schools.

CITY OF WILLIAMSBURG, VIRGINIA
SCHEDULE OF BUDGETED REVENUES, EXPENSES,
AND CHANGES IN WORKING CAPITAL
FISCAL YEAR 2010

	<u>Utility Fund</u>
Working Capital-June 30, 2008 [audited]***	\$6,394,556
Estimated Revenues - Fiscal 2009	\$5,764,500
Estimated Expenses - Fiscal 2009	<u>-\$6,397,162</u>
Sub-total Estimated Working Capital - June 30, 2009	\$5,761,894
Less Partial Payment for Water Agreement	-\$2,500,000
Less Debt Service Principal Payments	-\$285,833
Add Depreciation Expense (non-cash item)	\$375,000
Estimated Working Capital June 30, 2009	\$3,351,061
Estimated Revenues - Fiscal 2010	
Revenue from Use of Money & Property	\$50,000
Charges for Services	<u>\$5,717,625</u>
Total Revenues	\$5,767,625
Estimated Expenses - Fiscal 2010	
Public Utilities - Operations	-\$5,432,465
Capital Projects	<u>-\$1,165,000</u>
Total Expenditures/Expenses	-\$6,597,465
<hr/>	
Subtotal Working Capital June 30, 2010	\$2,521,221
Less Debt Service Principal Payments	-\$622,974
Add Depreciation Expense (non-cash item)	\$395,000
Estimated Working Capital - June 30, 2010	\$2,293,247

***Working capital is the excess of current assets over current liabilities-approximates cas

Estimated Changes in Fund Balances/Working Capital
Fiscal Years 2002-2010



General Fund includes the City's Sales Tax CIP

CITY OF WILLIAMSBURG
GOVERNMENTAL FUNDS - REVENUE/EXPENDITURE TRENDS - 1982-2007

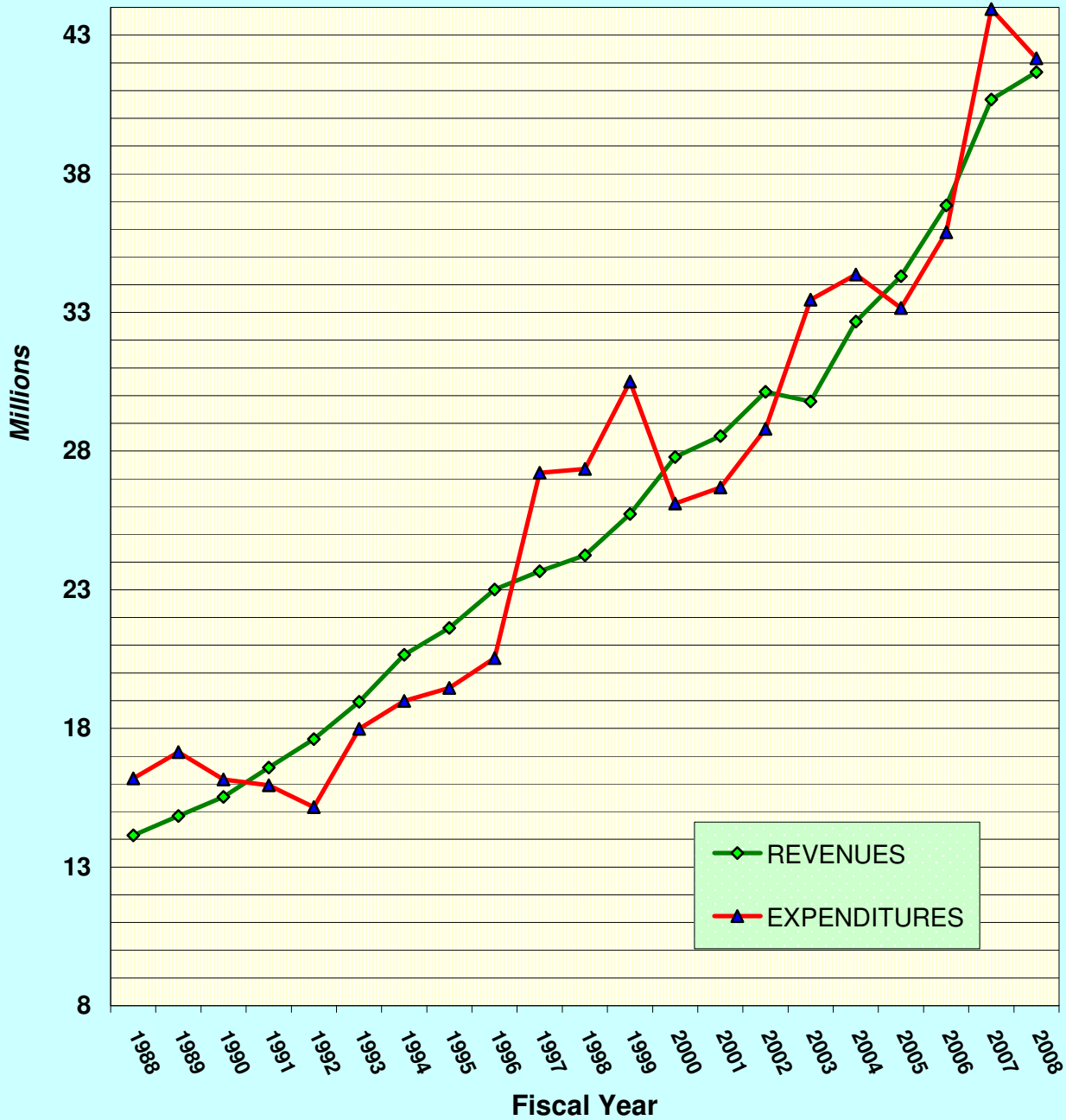
A trend analysis of the City's governmental funds operations shows how cycles of saving and spending have balanced over time to maintain adequate cash reserves:

- 1982-89 Although revenues kept rising 5% per year, the use of accumulated reserves were necessary to fund completion of major road repairs, a new municipal building, and a long list of other projects city-wide between 1988 and 1989.
- 1990-92 These years brought an overall revenue growth rate of 5.9%, while experiencing a cut in spending averaging 4% for the three-year period. This was again brought on by deferring capital projects. This period also brought about increases in fund balances totaling \$2.46 million.
- 1993-94 Capital projects completed in 1993 brought overall spending to \$18 million, an 18% increase over 1992. Because spending was held in check while revenues were increasing in prior years, accumulated reserves were available to finance these projects.
- 1995-96 Conservative spending combined with a strong local tourist economy provided the City with total General & Sales Tax fund balances in excess of \$17 million at June 30, 1996. These reserves enabled completion of necessary capital projects during the following few fiscal years.
- 1997-98 In an effort to maintain prudent reserve levels, \$8 million in bank qualified borrowing was used to fund the renovation of Matthew Whaley School and the Library. In addition construction began on the Municipal Center Plaza, joint Courthouse, and the water treatment plant. Capital spending and commitments totaled \$22.26 million for these projects with completion in June, 1999. Total general fund expenditures outpaced revenues by \$6.2 million during this two-year period.
- 1999-2000 The City Square Green and Plaza and the joint Courthouse were completed. Total capital spending was \$14.2 million over this two year period, ending with reserves of \$14.9 million.
- 2001 The Quarterpath Recreation Center expansion was well underway. Stormwater improvements, street construction projects, and other public works improvements were completed. General Fund reserves increased to \$17.3 Million. Utility Fund working capital also increased by \$1 Million to \$4.8 Million, largely again with the delay of capital projects.

CITY OF WILLIAMSBURG
GOVERNMENTAL FUNDS - REVENUE/EXPENDITURE TRENDS - 1982-2007

- 2002 The Quarterpath Recreation Center expansion was completed, the Prince George Parking Garage (PGPG) was approved and site work began, and the Williamsburg Transportation Center was renovated. Reserves in the General Fund increased by \$8.6 Million, largely by borrowing \$7.5 Million to finance the parking garage, which will be completed by mid-FY 2004.
- 2003 Underground wiring for the Richmond Road improvement project, property acquisitions for the City's economic development plans, and continued construction of the parking garage were the major capital projects for FY 2003. General Fund reserves decreased overall by \$3.5 Million, to \$22.4 Million during the year.
- 2004 Parking garage was completed and operating in March, 2004. Prince George streetscape project was nearing completion at fiscal year end. Additional property was acquired for the Treyburn Drive extension. General Fund reserves decreased by \$1.5 Million, to \$20.9 Million during the year.
- 2005 Revenues exceeded spending in Fiscal Year 2005 as the preparation for expensive capital projects – such as the Richmond Road reconstruction and the Treyburn Drive extension – continued. Underground wiring continued along Monticello Avenue. Bonds were issued for \$8.5 Million to pay for the 3rd High School and refinance the Parking Garage, and as a result, General Fund reserves increased by \$9.7 Million to \$30.6 Million.
- 2006 Capital projects totaling \$4.4 Million were completed in FY 2006. Construction on Richmond Road and Treyburn Drive was well underway at year end, underground wiring was completed on Monticello Avenue, and construction began on Warhill High and Matoaka Elementary Schools. General Fund reserves increased \$1.9 Million to \$32.5 Million.
- 2007 Treyburn Drive, Richmond Road, and Redoubt Park projects were completed. Major roof replacements were undertaken at the Police, Fire, and Library buildings. Warhill High and Matoaka Elementary schools were almost completed. General Fund reserves decreased from \$32.5 Million to \$30.2 Million.
- 2008 Capital spending in FY2008 included Quarterpath Road improvements, maintenance on three city bridges, underground wiring projects, and the purchase of a former motel property for economic development. General Fund reserves decreased from \$30.2 Million to \$29.0 Million.

Governmental Funds-Actual Revenue/Expenditure Historic Trends



Source: City of Williamsburg Comprehensive Annual Financial Reports

*Governmental Funds include General & Special Revenue Funds

CITY OF WILLIAMSBURG - FISCAL YEAR 2010

General Fund Operating Budget

<u>ACCOUNT</u>	<u>DESCRIPTION</u>	<u>ACTUAL FY 2007</u>	<u>ACTUAL FY 2008</u>	<u>BUDGET FY 2009</u>	<u>ESTIMATED FY 2009</u>	<u>ADOPTED FY 2010</u>
<u>REVENUES</u>						
<u>REVENUE FROM LOCAL SOURCES:</u>						
<u>REAL PROPERTY TAXES</u>						
001-0110-0101	REAL ESTATE TAXES FY 2010	8,394,537	9,635,122	9,800,000	9,800,000	10,000,000
001-0110-0102	DELINQUENT REAL ESTATE TAXES	81,999	102,763	70,000	120,000	100,000
	TOTAL REAL PROPERTY TAXES	8,476,536	9,737,885	9,870,000	9,920,000	10,100,000
<u>PUBLIC SERVICES TAXES</u>						
001-0110-0201	PUBLIC SERVICE CORP. - REAL ESTATE	277,204	281,993	280,000	280,000	280,000
001-0110-0203	PUBLIC SERVICE CORP. - PERSONAL PROPERTY	748	473	0	520	520
	TOTAL PUBLIC SERVICE TAXES	277,952	282,466	280,000	280,520	280,520
<u>PERSONAL PROPERTY TAXES</u>						
001-0110-0301	PERSONAL PROPERTY TAXES	1,228,344	1,258,950	1,250,000	1,295,000	1,220,000
001-0110-0302	DELINQ - PERSONAL PROPERTY TAXES	42,024	34,941	20,000	25,000	40,000
001-0110-0303	MOBILE HOME TAXES	3,148	2,929	0	0	0
	TOTAL PERSONAL PROPERTY TAXES	1,273,516	1,296,820	1,270,000	1,320,000	1,260,000
<u>BUSINESS PROPERTY TAXES</u>						
001-0110-0401	BUSINESS PERSONAL PROPERTY TAXES	1,102,027	1,204,418	1,175,000	1,220,000	1,200,000
001-0110-0402	DELINQ- BUS. PERS. PROP TAXES	28,937	22,070	10,000	25,000	25,000
	TOTAL BUSINESS PROPERTY TAXES	1,130,964	1,226,488	1,185,000	1,245,000	1,225,000
<u>PENALTIES AND INTEREST ON TAXES</u>						
001-0110-0601	PENALTIES - PROPERTY TAXES	32,017	38,024	28,000	28,000	28,000
001-0110-0601A	NON-FILE FEES-PERS. PROPERTY TAXES	21,789	17,072	15,000	12,000	12,000
001-0110-0602	INTEREST- PROPERTY TAXES	20,274	19,094	18,000	18,000	18,000
001-0110-0603	PENALTIES-ROOM AND MEAL TAX	21,652	13,562	12,000	15,000	15,000
001-0110-0604	INTEREST-ROOM AND MEAL TAX	1,447	1,697	2,000	2,000	2,000
001-0110-0605	PENALTIES-BUSINESS LICENSES	11,783	17,470	4,000	8,000	8,000
001-0110-0606	INTEREST-BUSINESS LICENSES	824	918	800	800	800
	TOTAL PENALTIES AND INTEREST	109,786	107,837	79,800	83,800	83,800
	<u>TOTAL GENERAL PROPERTY TAXES</u>	11,268,754	12,651,496	12,684,800	12,849,320	12,949,320
<u>OTHER LOCAL TAXES</u>						
<u>CONSUMER UTILITY TAXES</u>						
001-0120-0201	DOMINION POWER	201,075	200,307	200,000	200,000	200,000
001-0120-0202A	COMMUNICATIONS SALES TAX	639,231	824,921	750,000	820,000	820,000
001-0120-0203	VIRGINIA NATURAL GAS	62,243	82,563	62,000	75,000	75,000
	TOTAL CONSUMER UTILITY TAXES	902,549	1,107,791	1,012,000	1,095,000	1,095,000
<u>BUSINESS LICENSE TAXES (BPOL)</u>						
001-0120-0301	CONTRACTING	437,517	334,855	340,000	340,000	300,000
001-0120-0302	RETAIL SALES	376,671	661,870	650,000	600,000	590,000
001-0120-0303	PROFESSIONAL	337,690	233,903	300,000	200,000	200,000
001-0120-0304	REPAIRS & PERSONAL BUSINESS	439,029	519,891	475,000	475,000	390,000
001-0120-0305	WHOLESALE	2,571	3,573	2,600	2,600	2,600
	TOTAL BUSINESS LICENSE TAXES	1,593,478	1,754,092	1,767,600	1,617,600	1,482,600
<u>FRANCHISE LICENSE TAXES</u>						
001-0120-0401	CABLE TV	79,168	0	0	0	0
001-0120-0402	GAS & ELECTRIC	55,818	62,290	55,000	55,000	55,000
001-0120-0403	TELEPHONE	33,860	37,342	34,000	34,000	34,000
001-0120-0404	OTHER	2,900	3,200	2,000	2,000	2,000
	TOTAL FRANCHISE LICENSE TAXES	171,746	102,832	91,000	91,000	91,000
001-0120-0600	BANK STOCK TAXES	172,298	156,853	170,000	170,000	170,000
001-0120-0701	RECORDATION TAXES	342,137	326,508	250,000	150,000	150,000
001-0120-0800	CIGARETTE TAX	172,872	180,701	200,000	180,000	170,000
<u>ROOM & MEAL TAXES</u>						

CITY OF WILLIAMSBURG - FISCAL YEAR 2010

General Fund Operating Budget

<u>ACCOUNT</u>	<u>DESCRIPTION</u>	<u>ACTUAL FY 2007</u>	<u>ACTUAL FY 2008</u>	<u>BUDGET FY 2009</u>	<u>ESTIMATED FY 2009</u>	<u>ADOPTED FY 2010</u>
001-0121-0000	ROOM TAXES	4,350,871	4,447,662	4,150,000	3,583,000	3,500,000
001-0121-0050	\$2 LODGING TAXES (FOR WADMC)	1,672,720	1,625,774	1,800,000	1,500,000	1,500,000
001-0121-0100	MEAL TAXES	<u>5,851,680</u>	<u>6,005,227</u>	<u>5,900,000</u>	<u>5,681,000</u>	<u>5,500,000</u>
	TOTAL ROOM & MEAL TAXES	11,875,271	12,078,663	11,850,000	10,764,000	10,500,000
	<u>TOTAL - OTHER LOCAL TAXES</u>	<u>15,230,351</u>	<u>15,707,440</u>	<u>15,340,600</u>	<u>14,067,600</u>	<u>13,658,600</u>
	<u>TOTAL - ALL TAXES</u>	<u>26,499,105</u>	<u>28,358,936</u>	<u>28,025,400</u>	<u>26,916,920</u>	<u>26,607,920</u>
	<u>LICENSES AND PERMITS</u>					
001-0130-0100	ANIMAL LICENSES (DOG)	1,191	2,191	1,000	1,500	2,000
001-0130-0302	RENTAL INSPECTION FEES	1,550	10,100	3,000	3,600	3,000
001-0130-0303	ON STREET PARKING PERMITS	5,380	5,055	5,400	5,500	5,400
001-0130-0304	LAND USE APPLICATION FEES	4,052	6,115	2,000	4,050	2,000
001-0130-0305	TRANSFER FEES	1,375	1,348	300	500	500
001-0130-0306	ZONING ADVERTISING FEES	3,000	2,400	2,000	2,400	2,100
001-0130-0307	ZONING & SUBDIVISION PERMITS	1,215	2,680	1,500	2,280	2,280
001-0130-0308	BUILDING PERMITS	81,102	139,256	100,000	75,000	60,000
001-0130-0309	BUILDING INSPECTION FEES	1,320	1,840	1,200	1,200	1,200
001-0130-0310	ELECTRICAL PERMITS	19,362	51,716	30,000	30,000	25,000
001-0130-0311	ELECTRICAL INSPECTION FEES	760	320	300	300	300
001-0130-0312	PLUMBING PERMITS	22,908	51,302	30,000	28,000	25,000
001-0130-0313	PLUMBING INSPECTION FEES	200	160	200	200	200
001-0130-0314	MECHANICAL PERMITS	14,016	44,146	20,000	20,000	15,000
001-0130-0314A	MECHANICAL INSPECTION PERMITS	240	360	300	300	300
001-0130-0315	STREET VACATION PERMITS	300	0	0	0	0
001-0130-0319	SIGN PERMITS & INSPECTION FEES	2,575	3,350	1,600	1,600	1,600
001-0130-0320	RIGHT OF WAY PERMITS	2,480	2,400	1,500	1,500	1,500
001-0130-0322	ELEVATOR PERMITS	6,810	7,320	3,000	3,000	3,000
001-0130-0323	OCCUPANCY PERMITS	5,046	820	3,000	3,000	3,000
001-0130-0324	EROSION & SEDIMENT CONTROL PERMITS	4,250	7,100	4,000	4,000	4,000
001-0130-0327	SOLICITOR PERMITS	780	800	500	500	500
001-0130-0331	TAXI DRIVER	1,175	1,200	450	450	450
001-0130-0333	FIRE PREVENTION	325	315	200	225	200
001-0130-0335	FIRE PROTECTION	5,588	14,610	15,000	12,000	12,000
001-0130-0335A	FIRE PROTECTION INSPECTION	376	40	300	300	300
001-0130-0336	REZONING	850	1,150	0	6,300	2,000
001-0130-0340	TOUR GUIDES	1,000	2,500	1,500	2,500	2,400
001-0130-0349	SITE PLAN REVIEW FEES	6,994	7,903	4,000	5,500	4,000
001-0130-0405	GAS PERMITS	4,596	8,477	3,000	3,000	3,000
001-0130-0406	GAS INSPECTION FEES	<u>80</u>	<u>0</u>	<u>50</u>	<u>50</u>	<u>50</u>
	TOTAL LICENSES AND PERMITS	200,897	376,974	235,300	218,755	182,280
	<u>FINES</u>					
001-0140-0101	COURT FINES	155,681	140,399	140,000	140,000	140,000
001-0140-0102	PARKING FINES	123,856	97,466	100,000	95,000	90,000
001-0140-0103	CODE VIOLATIONS	<u>2,075</u>	<u>3,437</u>	<u>4,000</u>	<u>2,000</u>	<u>2,000</u>
	TOTAL FINES	281,612	241,302	244,000	237,000	232,000
	<u>REVENUE FROM USE OF MONEY & PROPERTY</u>					
001-0150-0101	INTEREST EARNINGS	1,152,810	1,031,191	650,000	600,000	400,000
001-0150-0201	RENT - GENERAL PROPERTY	52,755	46,595	50,000	17,500	17,500
001-0150-0201A	RENT- LONGHILL PROPERTY	7,600	9,150	8,400	8,400	8,400
001-0150-0201B	RENT- CITY SQUARE - LOTS 1,2,3	41,069	40,341	42,500	42,500	42,500
001-0150-0202	RENT - COMMUNITY BLDG.	41,075	50,575	39,000	45,000	45,000
001-0150-0203	RENT- MUNICIPAL CENTER	15,600	15,600	15,600	15,600	15,600
001-0150-0204	PGPG PARKING FEES	232,460	239,255	250,000	200,000	200,000
001-0150-0205	SALE OF SURPLUS EQUIPMENT	33,369	24,433	25,000	25,000	25,000
001-0150-0207	RENT - TRAIN STATION	120,720	121,680	121,600	121,600	121,600
001-0150-0207A	COMMISSIONS-TRAIN STATION	1,801	1,381	1,800	1,800	1,800
001-0150-0208	RENT - STRYKER BLDG	<u>8,930</u>	<u>6,960</u>	<u>6,500</u>	<u>6,500</u>	<u>6,500</u>
	TOTAL- USE OF MONEY & PROPERTY	1,708,189	1,587,161	1,210,400	1,083,900	883,900
	<u>CHARGES FOR SERVICES</u>					
001-0160-0103	SHERIFF FEES	1,366	1,378	1,378	1,378	1,378

CITY OF WILLIAMSBURG - FISCAL YEAR 2010

General Fund Operating Budget

<u>ACCOUNT</u>	<u>DESCRIPTION</u>	<u>ACTUAL FY 2007</u>	<u>ACTUAL FY 2008</u>	<u>BUDGET FY 2009</u>	<u>ESTIMATED FY 2009</u>	<u>ADOPTED FY 2010</u>
001-0160-0201	COMMONWEALTH ATTORNEY FEES	<u>242</u>	<u>160</u>	<u>250</u>	<u>250</u>	<u>250</u>
	TOTAL CHARGES FOR SERVICES	1,608	1,538	1,628	1,628	1,628
<u>CHARGES FOR PARKS & RECREATION</u>						
001-0161-0302	SWIMMING POOL FEES	6,559	6,641	5,200	5,200	5,200
001-0161-0303	TENNIS FEES	14,674	19,595	12,000	12,000	12,000
001-0161-0304	WALLER MILL PARK	54,664	62,481	50,000	50,000	50,000
001-0161-0305	VENDING MACHINES	2,697	1,567	2,500	2,500	2,500
001-0161-0306	CLASSES	25,306	22,326	25,000	25,000	25,000
001-0161-0307	ATHLETICS	146,961	146,948	145,000	145,000	145,000
001-0161-0308	MISCELLANEOUS	23,049	23,285	15,000	15,000	15,000
001-0161-0309	WALLER MILL DOG PARK FEES	6,437	6,130	5,000	5,000	5,000
001-0161-0310	WALLER MILL PARK PROGRAMS	2,050	2,645	1,500	1,500	1,500
001-0161-0311	WALLER MILL PARK RETAIL SALES	<u>6,357</u>	<u>6,834</u>	<u>5,500</u>	<u>5,500</u>	<u>5,500</u>
	TOTAL CHARGES - PARKS & RECREATION	288,754	298,452	266,700	266,700	266,700
<u>CHARGES-PLANNING & COMM. DEVELOPMENT</u>						
001-0161-0601	SALE OF MAPS, SURVEYS, ETC	1,673	3,474	2,000	2,000	2,000
001-0161-0602	SALE OF PUBLICATIONS	775	65	1,000	1,000	1,000
001-0161-0603	SALE OF CEMETERY LOTS	18,700	16,843	20,000	16,000	16,000
001-0161-0604	GRAVE OPENINGS	12,250	18,250	15,000	15,000	15,000
001-0161-0605	GRAVE STONE FOUNDATIONS	<u>2,675</u>	<u>5,118</u>	<u>3,000</u>	<u>3,000</u>	<u>3,000</u>
	TOTAL CHARGES-PLAN. & COMM. DEV.	36,073	43,750	41,000	37,000	37,000
<u>MISCELLANEOUS</u>						
001-0180-0304	COMMISSIONS	9	7	0	0	0
001-0189-0902	PAYMENTS IN LIEU OF TAXES	63,078	78,612	63,000	94,000	94,000
001-0189-0905	EMS RECOVERY FEES	341,472	353,613	300,000	325,000	325,000
001-0189-0910	SALE OF HISTORY BOOK	40	0	40	0	0
001-0189-0916	OTHER	44,856	52,793	15,000	140,000	15,000
001-0189-0919	ROYALTIES	1,073	474	500	500	500
001-0189-0925	PORT ANNE MTCE FEES	6,680	6,680	6,680	6,895	6,895
001-0189-0930	DEBT SET-OFF ADMIN FEES	0	0	100	100	100
001-0190-0006	INSURANCE DIVIDENDS-REFUNDS	<u>22,273</u>	<u>0</u>	<u>0</u>	<u>0</u>	<u>0</u>
	TOTAL MISCELLANEOUS	479,481	492,179	385,320	566,495	441,495
<u>REVENUE FROM THE COMMONWEALTH</u>						
<u>NON-CATEGORICAL AID</u>						
001-0220-0101	ABC PROFITS	7,034	7,034	0	0	0
001-0220-0102	WINE TAXES	7,373	7,373	0	0	0
001-0220-0106	TAX ON DEEDS (GRANTORS TAX)	65,597	78,970	57,000	25,000	40,000
001-0220-0107	ROLLING STOCK TAXES	5,370	7,883	6,000	6,000	6,000
001-0220-0108	RENTAL CAR TAXES	<u>18,510</u>	<u>24,777</u>	<u>8,000</u>	<u>10,000</u>	<u>8,000</u>
	TOTAL NON-CATEGORICAL AID	103,884	126,037	71,000	41,000	54,000
<u>SHARED COSTS</u>						
001-0230-0300	COMMISSIONER OF REVENUE	80,308	84,230	80,000	78,000	75,000
001-0230-0400	TREASURER	21,158	22,677	22,000	20,000	20,000
001-0230-0500	MEDICAL EXAMINER	90	0	200	200	200
001-0230-0600	REGISTRAR / ELECTORAL BOARD	<u>47,355</u>	<u>52,529</u>	<u>48,000</u>	<u>45,000</u>	<u>44,000</u>
	TOTAL SHARED COSTS	148,911	159,436	150,200	143,200	139,200
<u>EDUCATION</u>						
001-0240-0201	STATE SALES TAX	707,580	717,848	762,060	700,000	680,000
<u>OTHER CATEGORICAL AID</u>						
001-0240-0401	599 FUNDS	441,820	443,843	443,842	427,000	427,000
001-0240-0406	STREET & SIDEWALKS	1,277,857	1,332,230	1,340,000	1,382,000	1,382,000
001-0240-0407	FIRE PROGRAMS	29,102	31,628	20,000	32,650	20,000
001-0240-0408	EMS FUNDS-4 FOR LIFE	11,893	22,661	11,000	11,000	11,000
001-0240-0411	LITTER PREVENTION & RECYCLING	5,307	6,508	5,000	6,337	5,000
001-0240-0414	DMV EQUIPMENT GRANTS	1,296	0	0	0	0
001-0240-0415	WIRELESS E-911 FUNDING	<u>45,381</u>	<u>40,379</u>	<u>10,000</u>	<u>10,756</u>	<u>10,000</u>
	TOTAL OTHER CATEGORICAL AID	1,812,656	1,877,249	1,829,842	1,869,743	1,855,000

CITY OF WILLIAMSBURG - FISCAL YEAR 2010

General Fund Operating Budget

<u>ACCOUNT</u>	<u>DESCRIPTION</u>	<u>ACTUAL FY 2007</u>	<u>ACTUAL FY 2008</u>	<u>BUDGET FY 2009</u>	<u>ESTIMATED FY 2009</u>	<u>ADOPTED FY 2010</u>
	<u>TOTAL REVENUE FROM THE COMMONWEALTH</u>	2,773,031	2,880,570	2,813,102	2,753,943	2,728,200
	<u>NON-REVENUE RECEIPTS</u>					
001-0410-0400	JOINT ACTIVITIES	0	0	4,000	4,000	4,000
001-0410-0500	UTILITY FUND-OVERHEAD CHARGES	578,918	591,576	590,000	590,000	590,000
001-0410-0600	ARTS COMMISSION	72,885	75,070	77,100	77,100	70,390
001-0410-0650	TRANSFER - CTHOUSE MTCE FUNDS	0	19,775	50,000	0	50,000
001-0410-0800	OVERTIME / POLICE SERVICES	34,160	36,454	40,000	40,000	35,000
001-0410-0900	OVERTIME / FIRE SERVICES	<u>11,770</u>	<u>13,965</u>	<u>10,000</u>	<u>10,000</u>	<u>10,000</u>
	TOTAL NON-REVENUE RECEIPTS	697,733	736,840	771,100	721,100	759,390
	TOTAL OPERATING REVENUES BEFORE FUND TRANSFERS	32,966,483	35,017,702	33,993,950	32,803,441	32,140,513
	<u>TRANSFERS</u>					
001-0510-0103	TRANSFER - FROM (TO) SURPLUS	(2,682,425)	(3,261,365)	102,848	68,960	(0)
	<u>TOTAL GENERAL FUND REVENUES</u>	<u>30,284,058</u>	<u>31,756,337</u>	<u>34,096,798</u>	<u>32,872,401</u>	<u>32,140,513</u>

CITY OF WILLIAMSBURG - FISCAL YEAR 2010

General Fund Operating Budget

<u>ACCOUNT</u>	<u>DESCRIPTION</u>	<u>ACTUAL FY 2007</u>	<u>ACTUAL FY 2008</u>	<u>BUDGET FY 2009</u>	<u>ESTIMATED FY 2009</u>	<u>ADOPTED FY 2010</u>
<u>EXPENDITURES</u>						
<u>CITY COUNCIL</u>						
001-1101-1001	SALARIES	38,400	38,400	38,400	38,400	38,400
001-1101-2001	FICA	2,938	2,938	2,938	2,938	2,938
001-1101-3002	PROFESSIONAL SERVICES - AUDIT	37,150	36,750	40,000	40,000	40,000
001-1101-3006	PRINTING / NEWSLETTER	11,402	11,772	17,000	17,000	10,000
001-1101-3007	ADVERTISING	3,766	1,523	3,000	3,000	3,000
001-1101-3008	SPECIAL EVENTS	14,102	7,626	15,600	15,600	10,000
001-1101-5201	POSTAGE	2,992	3,472	3,000	3,000	2,500
001-1101-5307	PUBLIC OFFICIAL LIABILITY	11,918	11,941	12,000	12,000	12,000
001-1101-5401	OFFICE SUPPLIES	1,424	575	2,000	2,000	1,000
001-1101-5413	OTHER OPERATING SUPPLIES	1,917	4,582	5,000	5,000	4,500
001-1101-5501	TRAVEL - MILEAGE	58	300	300	300	300
001-1101-5504	TRAVEL - CONVENTION & EDUCATION	3,610	4,565	5,000	5,000	5,500
001-1101-5801	DUES & ASSOCIATION MEMBERSHIPS	6,561	6,796	9,000	9,000	9,000
001-1101-5869	MAYOR'S CONTINGENCY	500	1,596	4,000	4,000	2,000
001-1101-5870	AFTER PROM PARTY	500	500	500	500	0
001-1101-5891	PERFORMANCE MEASUREMENT	5,250	5,400	5,500	5,550	5,550
001-1101-5893	NATIONAL CITIZEN SURVEY	0	8,900	0	0	10,000
001-1101-5895	CITY HISTORY PROJECT	0	0	1,000	0	0
001-1101-7007	ADP EQUIPMENT	0	0	1,000	1,000	1,000
	TOTAL CITY COUNCIL	142,487	147,636	165,238	164,288	157,688
<u>CLERK OF COUNCIL / COMMUNICATION</u>						
001-1102-1001	SALARIES	60,367	62,715	68,357	68,300	103,596
001-1102-2001	FICA	4,752	5,076	5,229	5,225	7,925
001-1102-2002	RETIREMENT [VRS]	9,717	10,360	10,166	10,166	15,888
001-1102-2004	DENTAL	0	0	0	0	2,500
001-1102-2005	HOSPITALIZATION	1,150	1,200	0	2,950	13,450
001-1102-2006	GROUP INSURANCE	675	637	602	602	913
001-1102-2010	WORKERS COMPENSATION	15	18	25	25	50
001-1102-2016	TRAINING	844	110	500	500	500
001-1102-3006	ORDINANCES	8,154	7,990	8,000	8,000	9,000
001-1102-5401	OFFICE SUPPLIES	721	659	900	900	700
001-1102-5413	OTHER OPERATING SUPPLIES	565	615	800	800	800
001-1102-5501	TRAVEL - MILEAGE	0	0	200	200	200
001-1102-5504	TRAVEL - CONVENTION & EDUCATION	729	676	1,500	1,500	1,500
001-1102-5801	DUES & ASSOCIATION MEMBERSHIPS	220	220	200	200	200
001-1102-5894	PUBLICATION RESOURCES	0	0	5,000	0	5,000
001-1102-7007	ADP EQUIPMENT	500	0	500	500	500
	TOTAL CLERK OF COUNCIL	88,408	90,276	101,979	99,868	162,722
<u>CITY MANAGER</u>						
001-1201-1001	SALARIES	261,474	280,038	372,256	350,000	303,992
001-1201-1003	PART-TIME SALARIES	16,277	18,830	21,000	21,000	25,000
001-1201-2001	FICA	23,348	20,615	30,085	30,600	25,168
001-1201-2002	RETIREMENT [VRS]	44,458	45,242	55,280	57,800	46,622
001-1201-2004	DENTAL	0	0	0	0	6,000
001-1201-2005	HOSPITALIZATION	15,844	18,038	21,200	30,000	27,000
001-1201-2006	GROUP INSURANCE	3,146	2,852	3,233	2,730	2,679
001-1201-2010	WORKERS COMPENSATION	249	300	325	320	320
001-1201-2011	CAR ALLOWANCE	7,200	7,200	7,200	7,200	7,200
001-1201-3001	PROFESSIONAL SERVICES-HEALTH	2,415	3,260	9,000	3,000	4,000
001-1201-3006	PRINTING	867	526	600	600	1300
001-1201-3007	ADVERTISING	0	248	500	500	500
001-1201-5201	POSTAGE	2,063	2,175	1,700	1,700	1,700
001-1201-5203	TELECOMMUNICATION	5,990	5,311	6,000	6,000	6,000
001-1201-5305	MOTOR VEHICLE INSURANCE	806	920	920	920	920
001-1201-5307	PUBLIC OFFICIAL LIABILITY	8,938	8,956	9,400	9,400	9,400
001-1201-5308	GENERAL LIABILITY	299	252	275	275	275
001-1201-5401	OFFICE SUPPLIES	3,490	3,357	5,000	5,000	4,000
001-1201-54083	GAS & OIL	360	406	500	500	700
001-1201-5411	BOOKS & SUBSCRIPTIONS	857	148	500	500	500
001-1201-5413	OTHER OPERATING SUPPLIES	4,886	4,516	5,500	5,500	5,500
001-1201-5501	TRAVEL - MILEAGE	256	1,143	800	800	800
001-1201-5504	TRAVEL - CONVENTION & EDUCATION	8,209	9,766	13,000	13,000	10,000

CITY OF WILLIAMSBURG - FISCAL YEAR 2010

General Fund Operating Budget

<u>ACCOUNT</u>	<u>DESCRIPTION</u>	<u>ACTUAL FY 2007</u>	<u>ACTUAL FY 2008</u>	<u>BUDGET FY 2009</u>	<u>ESTIMATED FY 2009</u>	<u>ADOPTED FY 2010</u>
001-1201-5801	DUES & ASSOCIATION MEMBERSHIPS	5,604	6,703	7,000	7,000	7,000
001-1201-7002	FURNITURE & FIXTURES	2,044	1,219	6,500	6,500	2,000
001-1201-7007	ADP EQUIPMENT	<u>679</u>	<u>867</u>	<u>1,500</u>	<u>1,500</u>	<u>2,000</u>
	TOTAL CITY MANAGER	419,759	442,888	579,273	562,345	500,576
<u>NON-DEPARTMENTAL</u>						
001-1202-5869	CONTINGENCY	48,527	147,793	186,927	50,000	266,879
001-1202-5870	AID TO THE COMMONWEALTH	0	0	60,000	40,000	40,000
001-1202-5871	CONTINGENCY-HEALTHCARE	0	0	0	0	46,650
001-1202-5872	CREDIT CARD FEES	0	0	50,000	15,000	15,000
001-1202-5875	ECONOMIC DEVELOPMENT CONTINGENCY	50,000	40,000	50,000	50,000	50,000
001-1202-5886	COURTHOUSE MAINTENANCE PROJECTS	<u>0</u>	<u>19,775</u>	<u>50,000</u>	<u>0</u>	<u>50,000</u>
	TOTAL NON-DEPARTMENTAL	98,527	207,568	396,927	155,000	468,529
<u>ECONOMIC DEVELOPMENT</u>						
001-1203-1001	SALARIES	70,889	72,120	82,524	83,500	83,533
001-1203-2001	FICA	5,107	6,000	6,313	6,380	6,390
001-1203-2002	RETIREMENT-VRS	10,260	11,538	12,272	12,024	12,811
001-1203-2004	DENTAL	0	0	0	0	2,500
001-1203-2005	HOSPITALIZATION	1,275	1,205	1,200	1,200	0
001-1203-2006	GROUP INSURANCE	714	758	727	727	736
001-1203-2010	WORKERS COMPENSATION	0	0	50	50	50
001-1203-2016	TRAINING	2,637	0	0	0	0
001-1203-3006	PRINTING	36	140	250	250	250
001-1203-3007	ADVERTISING	215	0	0	0	0
001-1203-3008	MARKETING	5,327	12,513	15,000	15,000	10,000
001-1203-3009	EXISTING BUSINESS PROGRAMS	5,428	6,202	6,000	6,000	2,000
001-1203-5401	OFFICE SUPPLIES	603	437	600	600	350
001-1203-5413	OTHER OPERATING SUPPLIES	123	676	0	0	0
001-1203-5501	TRAVEL -MILEAGE	363	204	200	200	0
001-1203-5504	TRAVEL -CONVENTION & EDUCATION	2,134	5,736	7,000	7,000	5,000
001-1203-5801	DUES & ASSOCIATION MEMBERSHIPS	<u>932</u>	<u>1,468</u>	<u>1,300</u>	<u>1,300</u>	<u>1,300</u>
	TOTAL ECONOMIC DEVELOPMENT	106,043	118,997	133,437	134,231	124,921
<u>CITY ATTORNEY</u>						
001-1204-1001	SALARIES	0	174,002	176,154	179,121	179,121
001-1204-1003	PART-TIME SALARIES	0	11,877	17,000	10,000	17,000
001-1204-2001	FICA	0	14,175	14,726	14,700	15,003
001-1204-2002	RETIREMENT [VRS]	0	11,798	11,300	11,800	12,811
001-1204-2004	DENTAL	0	0	0	1,500	3,000
001-1204-2005	HOSPITALIZATION	0	7,408	7,500	5,900	6,900
001-1204-2006	GROUP INSURANCE	0	725	700	700	697
001-1204-2010	WORKERS COMPENSATION	0	0	100	100	100
001-1204-2016	TRAINING	0	630	800	800	800
001-1204-3002	LEGAL RETAINER	39,000	0	0	0	25,000
001-1204-3004	NON-RETAINER	175,987	1,763	2,000	2,000	2,000
001-1204-30043	MAINTENANCE, OFFICE EQUIPMENT	1,410	5,343	1,900	1,900	1,900
001-1204-3005	OTHER LEGAL FEES	0	2,719	10,000	10,000	1,000
001-1204-3006	PRINTING	0	118	200	207	200
001-1204-5101	ELECTRICITY	0	1,287	1,500	1,500	750
001-1204-5201	POSTAGE	0	160	150	150	150
001-1204-5203	TELECOMMUNICATION	0	2,191	2,500	2,500	1,250
001-1204-5308	GENERAL LIABILITY	0	3,164	3,400	3,590	3,600
001-1204-5401	OFFICE SUPPLIES	163	2,397	120	586	300
001-1204-5405	JANITORIAL SERVICES	0	1,170	3,120	3,380	845
001-1204-5411	BOOKS & SUBSCRIPTIONS	0	4,301	6,200	4,500	4,500
001-1204-5501	TRAVEL - MILEAGE	0	1,218	1,500	1,500	1,500
001-1204-5504	TRAVEL - CONVENTION & EDUCATION	0	1,082	1,500	1,500	1,500
001-1204-5801	DUES & ASSOCIATION MEMBERSHIPS	0	1,725	750	750	750
001-1204-7002	FURNITURE & FIXTURES	0	299	1,500	1,500	1,500
001-1204-8002	LEASE / SPACE RENTAL	<u>1,186</u>	<u>13,179</u>	<u>13,600</u>	<u>13,200</u>	<u>6,792</u>
	TOTAL CITY ATTORNEY	217,746	262,731	278,220	273,384	288,970
<u>HUMAN RESOURCES</u>						
001-1205-1001	SALARIES	47,000	49,000	53,600	53,600	53,597
001-1205-2001	FICA	3,500	3,700	4,100	4,100	4,100

CITY OF WILLIAMSBURG - FISCAL YEAR 2010

General Fund Operating Budget

<u>ACCOUNT</u>	<u>DESCRIPTION</u>	<u>ACTUAL FY 2007</u>	<u>ACTUAL FY 2008</u>	<u>BUDGET FY 2009</u>	<u>ESTIMATED FY 2009</u>	<u>ADOPTED FY 2010</u>
001-1205-2002	RETIREMENT [VRS]	7,620	7,950	8,050	8,050	8,220
001-1205-2004	DENTAL	0	0	0	0	2,000
001-1205-2005	HOSPITALIZATION	8,200	8,500	8,800	9,100	9,100
001-1205-2006	GROUP INSURANCE	470	485	520	520	472
001-1205-2010	WORKERS COMPENSATION	60	65	75	80	80
001-1205-5880	QUEST	1,955	2,623	2,000	2,000	2,000
001-1205-5885	SELF PROGRAM	1,965	2,999	2,500	0	0
001-1205-5888	EMPLOYEE LEGAL BENEFIT INITIATIVE	7,550	8,420	7,000	1,400	1,400
001-1205-5890	RETIREE HEALTH SUPPLEMENT	33,644	36,064	44,000	44,000	48,000
001-1205-5892	CITY LEADERSHIP CLASS	17,606	17,260	18,000	0	18,000
001-1205-5896	EMPLOYEE ASSISTANCE PROGRAM	<u>0</u>	<u>0</u>	<u>10,000</u>	<u>10,000</u>	<u>10,000</u>
	TOTAL HUMAN RESOURCES	129,570	137,066	158,645	132,850	156,969
<u>COMMISSIONER OF THE REVENUE</u>						
001-1209-1001	SALARIES	121,973	127,524	132,772	130,800	130,325
001-1209-1003	PART-TIME SALARIES	635	437	700	500	500
001-1209-2001	FICA	9,337	9,729	10,211	10,050	10,008
001-1209-2002	RETIREMENT [VRS]	19,601	20,595	19,887	18,900	20,131
001-1209-2004	DENTAL	0	0	0	2,000	2,000
001-1209-2005	HOSPITALIZATION	16,237	16,677	16,000	14,800	16,590
001-1209-2006	GROUP INSURANCE	1,361	1,266	1,178	1,066	1,157
001-1209-2010	WORKERS COMPENSATION	0	0	120	120	120
001-1209-2016	TRAINING	55	32	500	500	500
001-1209-30043	MAINTENANCE, OFFICE EQUIPMENT	154	0	0	0	0
001-1209-3006	PRINTING	924	1,829	1,400	1,500	1,200
001-1209-5201	POSTAGE	3,628	4,285	4,000	4,000	4,000
001-1209-5203	TELECOMMUNICATION	4,657	4,245	5,000	3,500	3,500
001-1209-5401	OFFICE SUPPLIES	434	450	1,000	600	500
001-1209-5411	BOOKS & SUBSCRIPTIONS	674	564	700	700	600
001-1209-5413	OTHER OPERATING SUPPLIES	487	573	300	600	300
001-1209-5501	TRAVEL -MILEAGE	0	185	200	200	150
001-1209-5504	TRAVEL -CONVENTION & EDUCATION	590	766	1,000	1,000	800
001-1209-5801	DUES & ASSOCIATION MEMBERSHIPS	330	590	400	400	400
001-1209-7002	FURNITURE & FIXTURES	<u>324</u>	<u>150</u>	<u>300</u>	<u>300</u>	<u>0</u>
	TOTAL COMMISSIONER OF THE REVENUE	181,401	189,897	195,669	191,536	192,781
<u>CITY ASSESSOR</u>						
001-1210-1001	SALARIES	97,864	102,322	105,628	105,644	105,644
001-1210-2001	FICA	7,441	7,777	8,081	8,081	8,082
001-1210-2002	RETIREMENT [VRS]	15,749	16,401	15,708	15,210	16,202
001-1210-2004	DENTAL	0	0	0	2,000	2,000
001-1210-2005	HOSPITALIZATION	10,920	11,692	13,000	10,970	12,520
001-1210-2006	GROUP INSURANCE	1,094	1,008	931	931	931
001-1210-2010	WORKERS COMPENSATION	2,573	1,367	1,500	2,192	2,192
001-1210-3002	PROFESSIONAL SERVICES	370	365	300	585	585
001-1210-3005	MAINTENANCE, SERVICE CONTRACTS	0	0	5,000	0	0
001-1210-3006	PRINTING	393	247	300	190	300
001-1210-3007	ADVERTISING	485	92	200	94	150
001-1210-5201	POSTAGE	1,213	1,395	1,800	91	1,500
001-1210-5203	TELECOMMUNICATION	1,902	1,786	1,900	839	1,700
001-1210-5305	MOTOR VEHICLE INSURANCE	538	614	650	618	618
001-1210-5307	PUBLIC OFFICIAL LIABILITY	8,938	8,956	9,200	9,124	9,200
001-1210-5401	OFFICE SUPPLIES	626	1,238	800	531	700
001-1210-54081	CAR & TRUCK SUPPLIES	192	32	100	65	100
001-1210-54083	GAS & OIL	433	448	600	106	200
001-1210-5411	BOOKS & SUBSCRIPTIONS	0	0	0	0	0
001-1210-5413	OTHER OPERATING SUPPLIES	428	628	700	269	500
001-1210-5504	TRAVEL -CONVENTION & EDUCATION	500	684	1,000	72	800
001-1210-5801	DUES & ASSOCIATION MEMBERSHIPS	20	20	100	175	175
001-1210-7002	FURNITURE & FIXTURES	<u>324</u>	<u>0</u>	<u>0</u>	<u>0</u>	<u>0</u>
	TOTAL CITY ASSESSOR	152,003	157,072	167,497	157,787	164,099
<u>TREASURER</u>						
001-1213-1001	SALARIES	23,686	24,358	31,000	30,800	30,800
001-1213-1003	PART-TIME SALARIES	2,628	3,723	2,000	2,000	2,000

CITY OF WILLIAMSBURG - FISCAL YEAR 2010

General Fund Operating Budget

<u>ACCOUNT</u>	<u>DESCRIPTION</u>	<u>ACTUAL FY 2007</u>	<u>ACTUAL FY 2008</u>	<u>BUDGET FY 2009</u>	<u>ESTIMATED FY 2009</u>	<u>ADOPTED FY 2010</u>
001-1213-2001	FICA	1,970	2,033	2,500	2,500	2,500
001-1213-2002	RETIREMENT [VRS]	3,844	4,222	4,510	4,510	4,785
001-1213-2004	DENTAL	0	0	0	1,500	1,500
001-1213-2005	HOSPITALIZATION	3,002	5,675	6,850	6,078	7,380
001-1213-2006	GROUP INSURANCE	267	260	310	265	265
001-1213-2010	WORKERS COMPENSATION	0	0	25	25	25
001-1213-2016	TRAINING	78	0	1,000	1,000	400
001-1213-3004	REPAIR & MAINTENANCE	0	0	100	100	100
001-1213-30043	MAINTENANCE, OFFICE EQUIPMENT	232	162	250	250	250
001-1213-5201	POSTAGE	237	203	300	250	250
001-1213-5203	TELECOMMUNICATION	2,798	2,679	3,000	3,000	2,800
001-1213-5306	SURETY BONDS	0	0	500	0	0
001-1213-5401	OFFICE SUPPLIES	250	548	500	500	400
001-1213-5501	TRAVEL - MILEAGE	94	52	300	300	100
001-1213-5504	TRAVEL - CONVENTION & EDUCATION	670	155	1,200	1,200	700
001-1213-5801	DUES & ASSOCIATION MEMBERSHIPS	<u>225</u>	<u>60</u>	<u>300</u>	<u>300</u>	<u>250</u>
	TOTAL TREASURER	39,981	44,130	54,645	54,578	54,505
FINANCE						
001-1214-1001	SALARIES	555,210	629,794	653,960	667,000	670,728
001-1214-1003	PART-TIME SALARIES	8,069	819	5,000	0	0
001-1214-2001	FICA	41,640	47,161	50,410	51,026	51,311
001-1214-2002	RETIREMENT [VRS]	90,674	101,136	97,402	99,050	103,025
001-1214-2004	DENTAL	0	0	0	14,000	12,000
001-1214-2005	HOSPITALIZATION	66,906	76,772	78,000	64,800	77,800
001-1214-2006	GROUP INSURANCE	6,298	6,216	5,771	5,800	5,919
001-1214-2010	WORKERS COMPENSATION	1,303	1,367	1,435	1,645	1,645
001-1214-2013	EDUCATION ASSISTANCE	4,060	5,365	3,200	515	500
001-1214-2016	TRAINING	2,148	3,255	2,000	1,500	1,000
001-1214-3002	PROFESSIONAL SERVICES	16,099	11,864	30,000	10,000	15,000
001-1214-30043	MAINTENANCE, OFFICE EQUIPMENT	299	209	1,000	400	400
001-1214-3005	MAINTENANCE, SERVICE CONTRACTS	593	598	2,000	800	800
001-1214-3006	PRINTING	6,104	7,103	8,000	8,000	7,500
001-1214-3007	ADVERTISING	680	825	500	200	200
001-1214-5201	POSTAGE	7,262	8,625	8,500	8,600	8,600
001-1214-5203	TELECOMMUNICATION	12,069	12,396	12,000	12,000	12,000
001-1214-5305	MOTOR VEHICLE INSURANCE	538	614	675	618	625
001-1214-5306	SURETY BONDS	0	1,018	1,025	1,325	1,325
001-1214-5307	PUBLIC OFFICIAL LIABILITY	1,788	1,791	1,800	1,825	1,825
001-1214-5308	GENERAL LIABILITY	1,195	1,008	1,260	880	880
001-1214-5401	OFFICE SUPPLIES	6,371	5,527	6,000	4,000	3,000
001-1214-54081	CAR & TRUCK SUPPLIES	0	0	100	100	100
001-1214-54083	GAS & OIL	595	622	600	600	600
001-1214-5411	BOOKS & SUBSCRIPTIONS	516	965	600	400	400
001-1214-5413	OTHER OPERATING SUPPLIES	2,018	2,702	2,000	2,000	1,500
001-1214-5501	TRAVEL -MILEAGE	103	118	300	250	250
001-1214-5504	TRAVEL -CONVENTION & EDUCATION	4,990	4,692	6,500	3,500	3,500
001-1214-5801	DUES & ASSOCIATION MEMBERSHIPS	884	996	900	900	900
001-1214-7002	FURNITURE & FIXTURES	934	1,662	1,000	900	500
001-1214-7007	ADP EQUIPMENT	<u>1,389</u>	<u>935</u>	<u>500</u>	<u>0</u>	<u>0</u>
	TOTAL FINANCE	840,735	936,155	982,438	962,634	983,833
CITY SHOP						
001-1221-1001	SALARIES	110,247	105,490	131,781	131,484	131,484
001-1221-1002	SALARIES - OVERTIME	0	0	750	750	750
001-1221-2001	FICA	8,335	7,885	10,139	10,100	10,116
001-1221-2002	RETIREMENT [VRS]	17,481	16,963	19,597	19,500	20,165
001-1221-2004	DENTAL	0	0	0	1,500	1,500
001-1221-2005	HOSPITALIZATION	19,174	18,000	22,000	20,280	24,290
001-1221-2006	GROUP INSURANCE	1,214	1,043	1,161	1,159	1,159
001-1221-2010	WORKERS COMPENSATION	2,532	3,191	3,200	3,838	3,838
001-1221-2016	TRAINING	973	607	1,000	1,000	600
001-1221-30041	MAINTENANCE, CARS & TRUCKS	64	240	0	0	0
001-1221-30042	MAINTENANCE, BUILDINGS	5,325	8,892	5,000	4,500	3,500
001-1221-30044	MAINTENANCE, POWERED EQUIPMENT	440	132	1,000	500	500
001-1221-3005	MAINTENANCE, SERVICE CONTRACTS	1,951	1,975	1,800	2,000	2,000

CITY OF WILLIAMSBURG - FISCAL YEAR 2010

General Fund Operating Budget

<u>ACCOUNT</u>	<u>DESCRIPTION</u>	<u>ACTUAL FY 2007</u>	<u>ACTUAL FY 2008</u>	<u>BUDGET FY 2009</u>	<u>ESTIMATED FY 2009</u>	<u>ADOPTED FY 2010</u>
001-1221-3008	LAUNDRY & DRY CLEANING	3,195	5,514	3,600	4,200	4,200
001-1221-5101	ELECTRICITY	8,287	9,423	8,700	9,000	9,000
001-1221-5102	HEATING	3,331	7,527	7,000	7,000	7,000
001-1221-5203	TELECOMMUNICATION	862	797	900	900	900
001-1221-5204	RADIO	176	51	200	200	200
001-1221-5301	BOILER INSURANCE	187	178	250	250	250
001-1221-5302	FIRE INSURANCE	1,838	1,941	2,000	2,100	2,100
001-1221-5305	MOTOR VEHICLE INSURANCE	538	614	650	618	650
001-1221-5308	GENERAL LIABILITY	598	504	600	441	500
001-1221-5401	OFFICE SUPPLIES	248	193	200	200	300
001-1221-5405	LAUNDRY, HOUSEKEEPING, JANITOR	311	63	500	500	400
001-1221-5407	REPAIR & MAINTENANCE SUPPLIES	0	113	500	500	300
001-1221-5408	VEHICLE POWERED EQUIPMENT-SUPP	0	0	500	0	0
001-1221-54081	CAR & TRUCK SUPPLIES	2,849	2,872	3,000	3,200	2,500
001-1221-54082	TIRES	500	40	180	180	180
001-1221-54083	GAS & OIL	2,938	2,803	2,900	3,000	3,000
001-1221-54084	POWERED EQUIPMENT AND SUPPLIES	586	293	500	500	500
001-1221-5410	UNIFORMS & APPAREL	478	415	500	750	750
001-1221-5413	OTHER OPERATING SUPPLIES	2,897	2,008	3,100	3,000	1,500
001-1221-7002	FURNITURE & FIXTURES	1,590	0	500	500	0
001-1221-7005	MOTOR VEHICLES & EQUIPMENT	<u>6,035</u>	<u>10,356</u>	<u>6,500</u>	<u>6,000</u>	<u>4,000</u>
	TOTAL CITY SHOP	205,180	210,123	240,208	239,650	238,132
<u>ELECTORAL BOARD</u>						
001-1301-1001	SALARIES	7,084	7,074	7,350	7,350	7,350
001-1301-2001	FICA	542	541	562	562	562
001-1301-3002	PROFESSIONAL SERVICES	3,089	16,374	8,000	10,500	10,000
001-1301-30043	MAINTENANCE, VOTING MACHINE	1,655	6,514	4,400	4,970	4,800
001-1301-5402	FOOD & SUPPLIES	545	1,808	1,000	1,371	1,000
001-1301-5501	TRAVEL - MILEAGE	316	1,281	500	138	400
001-1301-5504	TRAVEL - CONVENTION & EDUCATION	1,152	2,502	2,700	2,700	2,500
001-1301-5801	DUES & ASSOCIATION MEMBERSHIPS	<u>25</u>	<u>25</u>	<u>100</u>	<u>100</u>	<u>100</u>
	TOTAL ELECTORAL BOARD	14,408	36,119	24,612	27,691	26,712
<u>REGISTRAR</u>						
001-1302-1001	SALARIES	42,246	43,661	43,818	43,818	43,818
001-1302-1003	PART-TIME SALARIES	23,139	24,390	30,000	30,000	26,000
001-1302-2001	FICA	5,398	5,601	5,647	2,762	2,762
001-1302-2002	RETIREMENT [VRS]	6,560	6,942	6,758	6,758	6,758
001-1302-2005	HOSPITALIZATION	1,175	1,206	1,200	1,200	1,200
001-1302-2006	GROUP INSURANCE	456	427	400	400	400
001-1302-2010	WORKERS COMPENSATION	15	18	20	100	100
001-1302-30043	MAINTENANCE, OFFICE EQUIPMENT	406	440	1,000	0	0
001-1302-3006	PRINTING	1,080	1,107	2,500	900	2,100
001-1302-3007	ADVERTISING	217	1,154	600	378	400
001-1302-5201	POSTAGE	797	2,165	1,000	1,800	2,000
001-1302-5203	TELECOMMUNICATION	2,198	1,700	2,500	1,510	1,600
001-1302-5401	OFFICE SUPPLIES	480	1,051	750	750	800
001-1302-5411	BOOKS & SUBSCRIPTIONS	335	420	200	200	200
001-1302-5413	OTHER SUPPLIES	54	845	400	400	400
001-1302-5501	TRAVEL -MILEAGE	0	259	400	159	400
001-1302-5504	TRAVEL -CONVENTION & EDUCATION	967	2,818	1,700	1,248	1,700
001-1302-5801	DUES & ASSOCIATION MEMBERSHIPS	100	90	100	90	90
001-1302-7002	FURNITURE & FIXTURES	0	453	500	0	500
001-1302-7007	ADP EQUIPMENT	<u>0</u>	<u>388</u>	<u>500</u>	<u>0</u>	<u>500</u>
	TOTAL REGISTRAR	85,623	95,135	99,994	92,473	91,728
<u>JOINT COURTHOUSE</u>						
001-2100-5899	J/A-COURTHOUSE	<u>379,945</u>	<u>369,459</u>	<u>400,000</u>	<u>400,000</u>	<u>400,000</u>
	TOTAL JOINT COURTHOUSE	379,945	369,459	400,000	400,000	400,000
<u>POLICE</u>						
001-3101-1001	SALARIES	1,767,758	1,877,746	1,967,007	1,940,000	1,846,855
001-3101-1003	PART-TIME SALARIES	48,629	62,638	65,000	62,000	62,000
001-3101-1006	DISCRETIONARY LEAVE	45,056	44,300	43,000	44,000	44,000
001-3101-1008	OVERTIME & TRAFFIC CONTROL	108,883	78,521	110,000	64,000	100,000

CITY OF WILLIAMSBURG - FISCAL YEAR 2010

General Fund Operating Budget

<u>ACCOUNT</u>	<u>DESCRIPTION</u>	<u>ACTUAL FY 2007</u>	<u>ACTUAL FY 2008</u>	<u>BUDGET FY 2009</u>	<u>ESTIMATED FY 2009</u>	<u>ADOPTED FY 2010</u>
001-3101-1009	COMPENSATION-OFF DUTY POLICE	39,695	38,871	40,000	40,000	40,000
001-3101-2001	FICA	149,733	157,038	170,213	164,475	160,103
001-3101-2002	RETIREMENT [VRS]	286,220	302,007	285,451	285,000	275,983
001-3101-2004	DENTAL	0	0	0	28,000	28,000
001-3101-2005	HOSPITALIZATION	228,318	253,866	250,000	225,900	282,000
001-3101-2006	GROUP INSURANCE	19,879	18,562	16,914	16,500	16,569
001-3101-2010	WORKERS COMPENSATION	31,869	42,845	42,800	51,500	50,020
001-3101-2012	CLOTHING ALLOWANCE	2,133	3,533	2,500	2,500	0
001-3101-2013	EDUCATION ASSISTANCE	823	3,271	4,000	1,500	2,000
001-3101-2016	TRAINING	27,650	27,212	25,000	25,000	25,000
001-3101-3001	PROFESSIONAL HEALTH SERVICES	13,186	17,087	14,000	13,000	14,000
001-3101-3002	PROFESSIONAL SERVICES	12,323	25,626	19,000	17,000	14,000
001-3101-30041	MAINTENANCE, CARS & TRUCKS	7,790	9,663	11,000	14,000	10,000
001-3101-30042	MAINTENANCE, BUILDINGS	8,197	15,434	15,000	8,500	10,000
001-3101-30043	MAINTENANCE, OFFICE EQUIPMENT	384	319	500	373	500
001-3101-30044	ABANDONED VEHICLES	205	120	300	200	300
001-3101-3005	MAINTENANCE, SERVICE CONTRACTS	75,978	83,697	110,000	90,000	94,000
001-3101-3007	ADVERTISING	1,268	1,630	2,000	2,000	2,000
001-3101-3008	LAUNDRY & DRY CLEANING	9,400	13,467	13,000	10,834	0
001-3101-3033	EXTERMINATING CONTRACT	1,100	729	500	300	400
001-3101-3099	DETECTIVE FUNDS	12,916	3,088	10,000	7,500	3,000
001-3101-5101	ELECTRICITY	16,315	19,705	17,000	18,000	17,000
001-3101-5102	HEATING	812	1,952	2,500	2,000	1,500
001-3101-5201	POSTAGE	2,490	2,036	2,000	1,900	1,500
001-3101-5203	TELECOMMUNICATION	35,193	37,497	34,000	32,000	34,000
001-3101-5204	RADIO	40,230	45,112	50,000	45,000	50,000
001-3101-5301	BOILER INSURANCE	187	178	250	183	250
001-3101-5302	FIRE INSURANCE	3,216	3,706	3,600	3,668	3,800
001-3101-5305	MOTOR VEHICLE INSURANCE	11,291	12,884	13,500	14,619	15,000
001-3101-5306	SURETY BONDS	310	1,018	1,100	1,323	1,400
001-3101-5307	PUBLIC OFFICIAL LIABILITY	1,192	1,194	1,200	1,217	1,300
001-3101-5308	GENERAL LIABILITY	30,990	36,329	38,000	37,023	40,000
001-3101-5401	OFFICE SUPPLIES	14,085	17,439	15,000	12,000	11,000
001-3101-5405	LAUNDRY, HOUSEKEEPING, JANITOR	379	620	1,000	1,000	500
001-3101-5407	REPAIR & MAINTENANCE SUPPLIES	182	528	500	250	500
001-3101-54081	CAR & TRUCK SUPPLIES	13,594	10,810	12,000	10,500	12,000
001-3101-54082	TIRES	6,004	7,421	7,000	2,500	6,000
001-3101-54083	GAS & OIL	56,153	70,446	67,000	67,000	70,000
001-3101-5409	POLICE SUPPLIES	26,901	31,500	22,000	15,000	20,000
001-3101-5410	UNIFORMS & APPAREL	18,296	22,184	18,000	12,000	16,000
001-3101-5411	BOOKS & SUBSCRIPTIONS	1,336	2,343	1,800	1,400	1,600
001-3101-5413	OTHER OPERATING SUPPLIES	4,837	4,950	6,000	6,000	5,000
001-3101-5416	AMMUNITION	6,531	5,093	5,000	4,534	5,000
001-3101-5418	FORENSICS	5,979	5,957	5,000	4,000	2,500
001-3101-5504	TRAVEL -CONVENTION & EDUCATION	7,735	8,130	5,000	3,500	2,500
001-3101-5505	TRAVEL - EXTRADITIONS	1,346	386	2,000	0	1,500
001-3101-5801	DUES & ASSOCIATION MEMBERSHIPS	2,483	2,099	2,600	850	1,500
001-3101-7002	FURNITURE & FIXTURES	5,871	3,615	5,000	4,000	5,000
001-3101-7005	MOTOR VEHICLES & EQUIPMENT	5,687	5,040	5,000	2,000	4,000
001-3101-7007	ADP EQUIPMENT	5,596	13,706	5,000	4,000	4,000
001-3101-8001	RENTAL OF EQUIPMENT	<u>4,995</u>	<u>4,060</u>	<u>2,500</u>	<u>1,800</u>	<u>2,000</u>
	TOTAL POLICE	3,229,609	3,459,208	3,567,734	3,423,349	3,417,081
<u>POLICE - 911 DISPATCH</u>						
001-3102-1001	SALARIES	429,217	420,289	457,227	457,227	0
001-3102-1003	PART-TIME SALARIES	6,624	12,625	14,000	14,000	0
001-3102-1006	DISCRETIONARY LEAVE	6,931	11,443	7,000	7,000	0
001-3102-1008	OVERTIME	5,152	10,330	12,000	12,000	0
001-3102-2001	FICA	33,555	33,995	37,502	37,502	0
001-3102-2002	RETIREMENT (VRS)	70,090	66,859	67,703	67,703	0
001-3102-2005	HOSPITALIZATION	88,438	81,609	90,000	90,000	0
001-3102-2006	GROUP INSURANCE	4,868	4,109	3,698	3,698	0
001-3102-2010	WORKERS COMPENSATION	352	456	500	500	0
001-3102-3002	CONTRACTUAL AGREEMENT	0	0	0	0	625,000
001-3102-5205	EMERGENCY 911 - TELEPHONE	<u>36,092</u>	<u>33,626</u>	<u>30,000</u>	<u>30,000</u>	<u>0</u>
	TOTAL POLICE - 911 DISPATCH	681,319	675,341	719,631	719,631	625,000

CITY OF WILLIAMSBURG - FISCAL YEAR 2010

General Fund Operating Budget

<u>ACCOUNT</u>	<u>DESCRIPTION</u>	<u>ACTUAL FY 2007</u>	<u>ACTUAL FY 2008</u>	<u>BUDGET FY 2009</u>	<u>ESTIMATED FY 2009</u>	<u>ADOPTED FY 2010</u>
<u>PARKING GARAGE</u>						
001-3103-1001	SALARIES	25,785	28,216	29,133	29,100	29,276
001-3103-1002	OVERTIME	424	729	1,000	1,000	1,000
001-3103-1003	PART-TIME SALARIES	22,238	21,204	25,000	23,000	23,000
001-3103-1006	DISCRETIONARY LEAVE	0	68	1,000	1,000	1,000
001-3103-2001	FICA	4,001	3,960	4,294	4,000	4,152
001-3103-2002	RETIREMENT (VRS)	4,188	4,568	4,376	4,300	4,535
001-3103-2004	DENTAL	0	0	0	1,000	1,000
001-3103-2005	HOSPITALIZATION	6,776	1,286	3,200	1,200	0
001-3103-2006	GROUP INSURANCE	291	281	300	300	261
001-3103-2010	WORKERS COMPENSATION	0	0	280	100	100
001-3103-3002	ARMORED TRANSPORT	7,361	6,926	8,500	7,000	7,500
001-3103-3005	MAINTENANCE-GARAGE EQUIPMENT	14,664	15,632	22,000	19,500	22,000
001-3103-3008	LAUNDRY & DRY CLEANING	100	325	250	175	0
001-3103-5101	ELECTRICITY	14,432	15,537	16,000	15,000	16,000
001-3103-5203	TELEPHONE	821	2,433	2,500	2,200	2,500
001-3103-5302	PROPERTY INSURANCE	3,904	4,124	6,000	4,454	4,600
001-3103-5407	SUPPLIES	<u>13,665</u>	<u>6,210</u>	<u>9,000</u>	<u>4,000</u>	<u>6,000</u>
	TOTAL PARKING GARAGE	118,650	111,499	132,833	117,329	122,924
<u>FIRE</u>						
001-3201-1001	SALARIES	1,744,768	1,829,760	1,864,953	1,864,953	1,831,076
001-3201-1002	OVERTIME	107,689	106,422	110,000	110,000	95,000
001-3201-1006	DISCRETIONARY LEAVE	51,814	54,448	54,000	54,000	54,000
001-3201-1009	SPECIAL EVENTS	11,680	14,718	10,000	10,000	10,000
001-3201-1011	VOLUNTEERS (FIRE)	5,100	5,100	5,500	5,500	0
001-3201-2001	FICA	144,741	150,128	156,401	156,401	152,241
001-3201-2002	RETIREMENT [VRS]	280,929	293,214	271,509	271,509	269,900
001-3201-2004	DENTAL	0	0	0	0	18,000
001-3201-2005	HOSPITALIZATION	219,536	256,621	245,000	245,000	290,000
001-3201-2006	GROUP INSURANCE	19,511	18,022	16,088	16,088	16,140
001-3201-2010	WORKERS COMPENSATION	47,426	47,694	50,000	50,000	52,000
001-3201-2013	EDUCATION ASSISTANCE	551	0	3,500	3,500	3,500
001-3201-2016	TRAINING	18,703	12,584	16,000	16,000	11,000
001-3201-3001	PROFESSIONAL HEALTH SERVICES	12,627	12,679	20,000	20,000	16,000
001-3201-3002	PROFESSIONAL SERVICES	26,094	28,194	26,000	26,000	16,000
001-3201-30041	MAINTENANCE, VEHICLES	16,936	24,539	27,000	27,000	25,000
001-3201-30042	MAINTENANCE, BUILDINGS	13,124	24,549	34,000	34,000	30,000
001-3201-30043	MAINTENANCE, OFFICE EQUIPMENT	3,776	652	6,200	6,200	2,000
001-3201-30044	MAINTENANCE, POWERED EQUIPMENT	1,031	1,129	3,600	3,600	1,400
001-3201-3005	MAINTENANCE, SERVICE CONTRACTS	10,345	12,356	8,000	8,000	8,000
001-3201-3007	ADVERTISING	69	0	550	550	550
001-3201-3008	LAUNDRY & DRY CLEANING	8,644	8,688	10,000	10,000	0
001-3201-3009	PURCHASE OF SVCS FROM OTHER GOVTS	0	60	500	500	0
001-3201-3033	EXTERMINATING CONTRACT	1,074	524	400	400	400
001-3201-5101	ELECTRICITY	15,589	26,250	35,000	35,000	35,000
001-3201-5102	HEATING	9,491	6,054	15,000	15,000	12,000
001-3201-5201	POSTAGE	371	281	500	500	300
001-3201-5203	TELECOMMUNICATION	19,876	23,529	22,000	22,000	22,000
001-3201-5204	RADIO	50,485	55,532	64,000	60,000	60,000
001-3201-5301	BOILER INSURANCE	212	178	240	240	240
001-3201-5302	FIRE INSURANCE	2,757	2,911	3,400	3,400	3,200
001-3201-5305	MOTOR VEHICLE INSURANCE	14,517	16,565	16,500	16,500	16,500
001-3201-5308	GENERAL LIABILITY	1,793	1,511	1,900	1,900	1,900
001-3201-5401	OFFICE SUPPLIES	2,761	3,224	3,400	3,400	3,000
001-3201-5402	FOOD SERVICE / SUPPLIES	1,152	102	850	850	500
001-3201-5405	JANITORIAL SERVICES	3,983	4,046	4,500	4,500	4,300
001-3201-5407	REPAIR & MAINTENANCE	7,037	5,752	12,000	12,000	9,000
001-3201-54081	CAR & TRUCK SUPPLIES	10,516	10,443	11,000	11,000	10,000
001-3201-54082	TIRES	4,915	8,485	5,500	5,500	5,500
001-3201-54083	GAS & OIL	33,116	38,050	35,000	35,000	35,000
001-3201-5410	UNIFORMS & APPAREL	21,309	24,618	25,000	25,000	20,000
001-3201-5411	BOOKS & SUBSCRIPTIONS	444	465	500	500	300
001-3201-5413	OTHER OPERATING SUPPLIES	9,328	10,375	11,500	11,500	9,000
001-3201-5414	VML-WELLNESS	0	304	0	0	0

CITY OF WILLIAMSBURG - FISCAL YEAR 2010

General Fund Operating Budget

<u>ACCOUNT</u>	<u>DESCRIPTION</u>	<u>ACTUAL FY 2007</u>	<u>ACTUAL FY 2008</u>	<u>BUDGET FY 2009</u>	<u>ESTIMATED FY 2009</u>	<u>ADOPTED FY 2010</u>
001-3201-5415	FIRE PREVENTION	8,495	7,525	17,000	17,000	13,000
001-3201-5501	TRAVEL -MILEAGE	0	0	300	300	100
001-3201-5504	TRAVEL -CONVENTION & EDUCATION	1,908	2,869	4,500	4,500	3,000
001-3201-5801	DUES & ASSOCIATION MEMBERSHIPS	1,612	1,143	1,175	1,175	600
001-3201-7001	MACHINERY & EQUIPMENT	18,844	27,888	22,500	22,500	20,000
001-3201-7002	FURNITURE & FIXTURES	4,259	9,350	17,200	17,200	12,000
001-3201-7003	COMMUNICATIONS EQUIPMENT	27,406	23,935	40,000	35,000	34,500
001-3201-7004	EQUIPMENT-SPECIAL PROGRAMS	24,730	24,505	20,000	20,000	20,000
001-3201-7005	EQUIPMENT-EMS PROGRAMS	12,532	14,647	11,000	11,000	11,000
001-3201-7007	ADP EQUIPMENT	<u>8,920</u>	<u>5,128</u>	<u>0</u>	<u>0</u>	<u>0</u>
	TOTAL FIRE	3,064,526	3,257,746	3,340,666	3,331,666	3,264,147
<u>VA PENINSULA REGIONAL JAIL</u>						
001-3301-3009	PURCHASE OF SERVICES	<u>859,425</u>	<u>905,525</u>	<u>1,069,356</u>	<u>1,069,356</u>	<u>1,078,305</u>
	TOTAL JAIL	859,425	905,525	1,069,356	1,069,356	1,078,305
<u>MIDDLE PENINSULA JUVENILE DETENTION COMMISSION</u>						
001-3303-3009	PURCHASE OF SERVICES	<u>105,467</u>	<u>65,420</u>	<u>120,000</u>	<u>80,000</u>	<u>80,000</u>
	TOTAL JUVENILE DETENTION	105,467	65,420	120,000	80,000	80,000
<u>GROUP HOME COMMISSION</u>						
001-3304-3009	GROUP HOME COMMISSION	<u>72,160</u>	<u>71,244</u>	<u>76,256</u>	<u>76,256</u>	<u>82,642</u>
	TOTAL GROUP HOME COMMISSION	72,160	71,244	76,256	76,256	82,642
<u>CODES COMPLIANCE</u>						
001-3401-1001	SALARIES	295,061	328,369	340,870	335,000	244,630
001-3401-1002	WAGES - OVERTIME	0	0	1,500	1,500	1,500
001-3401-1003	PART-TIME SALARIES	938	0	0	0	0
001-3401-2001	FICA	22,561	25,036	26,191	25,800	18,829
001-3401-2002	RETIREMENT [VRS]	45,629	52,751	50,394	50,000	36,935
001-3401-2004	DENTAL	0	0	0	8,000	6,000
001-3401-2005	HOSPITALIZATION	27,985	35,153	38,500	26,000	18,500
001-3401-2006	GROUP INSURANCE	3,169	3,242	2,986	2,986	2,122
001-3401-2010	WORKERS COMPENSATION	2,663	5,196	5,460	5,460	4,800
001-3401-2013	EDUCATION ASSISTANCE	0	0	2,000	0	2,000
001-3401-2016	TRAINING	3,594	3,502	4,500	1,500	3,500
001-3401-3002	PROFESSIONAL SERVICES	1,567	0	10,000	500	5,000
001-3401-3004	REPAIR & MAINTENANCE	0	0	400	100	400
001-3401-30041	MAINTENANCE, CARS & TRUCKS	64	171	800	1,500	2,000
001-3401-3006	PRINTING	391	625	800	600	800
001-3401-3007	ADVERTISING	4,939	0	2,500	0	2,000
001-3401-3008	PUBLIC EDUCATION	1,771	738	2,000	800	2,000
001-3401-5201	POSTAGE	1,018	1,486	1,200	1,200	1,200
001-3401-5203	TELECOMMUNICATION	4,605	5,062	4,800	4,500	4,800
001-3401-5305	MOTOR VEHICLE INSURANCE	2,151	2,454	3,000	2,473	2,500
001-3401-5307	PUBLIC OFFICIAL LIABILITY	8,938	8,956	10,000	9,124	9,200
001-3401-5308	GENERAL LIABILITY	896	756	900	661	700
001-3401-5401	OFFICE SUPPLIES	1,558	2,576	2,000	1,000	2,000
001-3401-54081	CAR & TRUCK SUPPLIES	993	712	800	800	800
001-3401-54082	TIRES	117	0	600	500	600
001-3401-54083	GAS & OIL	3,481	3,549	4,500	4,000	4,500
001-3401-5410	UNIFORMS & APPAREL	1,237	1,194	1,400	1,000	1,400
001-3401-5411	BOOKS & SUBSCRIPTIONS	2,513	1,888	3,500	4,200	4,500
001-3401-5413	OTHER OPERATING SUPPLIES	2,051	1,163	2,000	1,200	2,000
001-3401-5415	ENFORCEMENT ACTION	100	0	3,000	0	3,000
001-3401-5501	TRAVEL -MILEAGE	186	40	400	200	400
001-3401-5504	TRAVEL -CONVENTION & EDUCATION	3,984	5,710	7,000	3,500	5,000
001-3401-5801	DUES & ASSOCIATION MEMBERSHIPS	585	456	600	550	600
001-3401-7001	MACHINERY & EQUIPMENT	80	0	400	0	400
001-3401-7002	FURNITURE & FIXTURES	1,136	293	1,400	400	1,000
001-3401-7007	ADP EQUIPMENT	<u>499</u>	<u>315</u>	<u>0</u>	<u>700</u>	<u>0</u>
	TOTAL CODES COMPLIANCE	446,460	491,393	536,402	495,754	395,617
<u>ANIMAL CONTROL</u>						
001-3501-3004	REPAIR & MAINTENANCE	0	0	8,000	4,000	4,000
001-3501-3009	PURCHASE OF SERVICES-JCC	<u>14,745</u>	<u>18,000</u>	<u>16,500</u>	<u>18,500</u>	<u>18,500</u>

CITY OF WILLIAMSBURG - FISCAL YEAR 2010

General Fund Operating Budget

<u>ACCOUNT</u>	<u>DESCRIPTION</u>	<u>ACTUAL FY 2007</u>	<u>ACTUAL FY 2008</u>	<u>BUDGET FY 2009</u>	<u>ESTIMATED FY 2009</u>	<u>ADOPTED FY 2010</u>
	TOTAL ANIMAL CONTROL	14,745	18,000	24,500	22,500	22,500
	<u>MEDICAL EXAMINER</u>					
001-3503-3001	PROFESSIONAL HEALTH SERVICES	120	200	400	400	400
	TOTAL MEDICAL EXAMINER	120	200	400	400	400
	<u>EMERGENCY MANAGEMENT</u>					
001-3505-2016	TRAINING	1,437	1,147	2,000	1,600	1,600
001-3505-5203	TELECOMMUNICATION	999	1,395	2,000	1,500	1,500
001-3505-5401	OFFICE SUPPLIES	138	0	300	0	0
001-3505-5413	OPERATING SUPPLIES	1,222	1,274	1,500	1,300	1,300
001-3505-5504	TRAVEL - CONVENTION & EDUCATION	35	250	250	250	0
001-3505-5801	DUES & ASSOCIATION MEMBERSHIPS	90	90	250	90	90
	TOTAL EMERGENCY MANAGEMENT	3,921	4,156	6,300	4,740	4,490
	<u>ENGINEERING / PUBLIC WORKS ADMINISTRATION</u>					
001-4101-1001	SALARIES	146,464	155,456	160,499	160,500	160,527
001-4101-2001	FICA	11,098	11,775	12,278	12,278	12,280
001-4101-2002	RETIREMENT [VRS]	23,562	24,920	23,868	23,100	24,619
001-4101-2004	DENTAL	0	0	0	5,000	5,000
001-4101-2005	HOSPITALIZATION	16,820	17,476	19,800	12,800	15,000
001-4101-2006	GROUP INSURANCE	1,636	1,532	1,414	1,414	1,415
001-4101-2010	WORKERS COMPENSATION	2,627	3,646	3,800	3,800	3,800
001-4101-2016	TRAINING	0	795	800	800	800
001-4101-3002	PROFESSIONAL SERVICES	11,865	11,112	13,000	13,000	13,000
001-4101-30041	MAINTENANCE, CARS & TRUCKS	16	318	250	300	300
001-4101-30043	MAINTENANCE, OFFICE EQUIPMENT	0	0	400	0	0
001-4101-3005	MAINTENANCE, SERVICE CONTRACTS	1,320	1,386	1,800	1,800	1,800
001-4101-3007	ADVERTISING	0	0	600	0	600
001-4101-5201	POSTAGE	30	176	200	200	200
001-4101-5203	TELECOMMUNICATION	2,926	2,763	3,100	3,000	3,000
001-4101-5204	RADIO	140	152	160	160	160
001-4101-5305	MOTOR VEHICLE INSURANCE	0	0	500	500	500
001-4101-5307	PUBLIC OFFICIAL LIABILITY	2,384	2,388	2,500	2,433	2,500
001-4101-5308	GENERAL LIABILITY	598	504	630	441	450
001-4101-5401	OFFICE SUPPLIES	728	1,406	1,500	1,500	1,400
001-4101-54081	CAR & TRUCK SUPPLIES	530	537	800	750	750
001-4101-54082	TIRES	0	319	0	0	0
001-4101-54083	GAS & OIL	2,006	1,960	2,000	2,100	2,100
001-4101-5410	UNIFORMS & APPAREL	373	0	500	500	500
001-4101-5411	BOOKS & SUBSCRIPTIONS	0	0	150	150	150
001-4101-5413	OTHER OPERATING SUPPLIES	1,937	940	2,600	2,000	2,400
001-4101-5504	TRAVEL -CONVENTION & EDUCATION	0	0	400	400	400
001-4101-5801	DUES & ASSOCIATION MEMBERSHIPS	263	115	250	250	250
001-4101-7002	FURNITURE & FIXTURES	1,714	0	3,000	0	1,500
001-4101-7005	MOTOR VEHICLES & EQUIPMENT	0	0	500	500	500
001-4101-7007	ADP EQUIPMENT	404	0	1,000	1,000	0
	TOTAL ENG / PUBLIC WORKS ADMINISTRATIC	229,441	239,676	258,300	250,676	255,902
	<u>STREETS</u>					
001-4102-1001	SALARIES	325,369	330,876	370,148	365,000	368,001
001-4102-1002	SALARIES - OVERTIME	1,404	353	5,500	5,500	5,500
001-4102-2001	FICA	24,312	24,362	28,737	28,200	28,573
001-4102-2002	RETIREMENT [VRS]	51,651	53,189	55,236	49,000	56,635
001-4102-2004	DENTAL	0	0	0	6,000	6,000
001-4102-2005	HOSPITALIZATION	59,381	67,843	66,000	61,800	77,000
001-4102-2006	GROUP INSURANCE	3,587	3,269	3,273	3,273	3,254
001-4102-2010	WORKERS COMPENSATION	20,654	20,383	21,400	21,400	21,400
001-4102-2016	TRAINING	1,508	480	1,200	1,000	1,000
001-4102-30041	MAINTENANCE, CARS & TRUCKS	3,580	11,222	5,000	5,000	5,000
001-4102-30042	MAINTENANCE, BUILDINGS	0	572	0	0	0
001-4102-30044	MAINTENANCE, POWERED EQUIPMENT	427	157	2,500	2,500	2,500
001-4102-30045	MAINTENANCE, SIGNS & STREET MARKING	7,124	3,895	10,000	9,000	9,000
001-4102-30046	MAINTENANCE, TRAFFIC CONTROL	8,362	5,301	33,000	22,000	23,000
001-4102-3005	MAINTENANCE, SERVICE CONTRACTS	183,030	189,046	197,000	195,815	202,000
001-4102-3007	ADVERTISING	2,554	600	500	500	500

CITY OF WILLIAMSBURG - FISCAL YEAR 2010

General Fund Operating Budget

<u>ACCOUNT</u>	<u>DESCRIPTION</u>	<u>ACTUAL FY 2007</u>	<u>ACTUAL FY 2008</u>	<u>BUDGET FY 2009</u>	<u>ESTIMATED FY 2009</u>	<u>ADOPTED FY 2010</u>
001-4102-3008	LAUNDRY & DRY CLEANING	3,517	4,310	3,500	3,500	3,500
001-4102-3009	PURCHASE OF SER FROM OTHER GOV	0	0	2,000	0	0
001-4102-5101	ELECTRICITY	178,625	154,184	175,000	175,000	175,000
001-4102-5201	POSTAGE	0	60	0	0	0
001-4102-5203	TELECOMMUNICATION	2,425	2,354	2,400	2,400	2,400
001-4102-5204	RADIO	489	400	500	500	500
001-4102-5302	FIRE INSURANCE	919	970	971	1,048	1,100
001-4102-5305	MOTOR VEHICLE INSURANCE	10,753	12,270	12,270	12,364	12,500
001-4102-5307	PUBLIC OFFICIAL LIABILITY	596	598	597	608	650
001-4102-5308	GENERAL LIABILITY	2,390	2,015	2,015	1,762	1,800
001-4102-5401	OFFICE SUPPLIES	692	752	500	500	500
001-4102-5407	REPAIR & MAINTENANCE SUPPLIES	482	3,286	500	600	600
001-4102-54081	CAR & TRUCK SUPPLIES	16,696	10,665	15,500	20,000	17,000
001-4102-54082	TIRES	3,062	2,030	2,000	2,000	2,000
001-4102-54083	GAS & OIL	22,220	24,761	25,000	25,000	25,000
001-4102-54084	POWERED EQUIPMENT AND SUPPLIES	5,660	5,132	6,000	6,000	6,000
001-4102-54085	SIGNS & ST MARKINGS SUPPLIES	11,466	3,922	6,000	6,500	6,500
001-4102-5410	UNIFORMS & APPAREL	1,377	2,168	1,500	2,000	2,000
001-4102-5411	BOOKS & SUBSCRIPTIONS	0	56	100	0	100
001-4102-5413	OTHER OPERATING SUPPLIES	55,584	67,298	52,000	55,000	50,000
001-4102-5504	TRAVEL -CONVENTION & EDUCATION	140	180	400	400	200
001-4102-5801	DUES & ASSOCIATION MEMBERSHIPS	144	948	500	500	500
001-4102-7001	MACHINERY & EQUIPMENT	14,908	3,272	18,000	15,500	15,500
001-4102-7008	PEDESTRIAN IMPROVEMENTS	16,399	12,470	18,000	15,500	15,500
001-4102-7009	STREET RESURFACING	491,288	32,078	470,000	465,000	170,000
001-4102-7010	DRAINAGE-MAINTENANCE	19,727	9,016	15,000	15,000	15,000
001-4102-8001	LEASE/RENT OF EQUIPMENT	<u>577</u>	<u>188</u>	<u>500</u>	<u>500</u>	<u>500</u>
	TOTAL STREETS	1,553,079	1,066,931	1,630,247	1,603,170	1,333,714
<u>REFUSE COLLECTION</u>						
001-4203-3009	PURCH SVCS-JCSA-BULK WASTE	1,100	3,426	2,000	2,000	2,000
001-4203-3031	GARBAGE COLLECTION	693,002	719,934	735,000	720,000	535,000
001-4203-3032	RECYCLING PROGRAM	87,001	112,171	119,000	120,000	122,000
001-4203-3033	HOUSEHOLD CHEMICALS	17,874	18,119	20,000	20,000	21,000
001-4203-3035	GARBAGE - DUMPSTERS	0	1,951	33,000	20,000	20,000
001-4203-5899	ADMINISTRATION FEE - VPPSA	<u>8,800</u>	<u>9,200</u>	<u>9,500</u>	<u>9,500</u>	<u>9,500</u>
	TOTAL REFUSE COLLECTION	807,777	864,801	918,500	891,500	709,500
<u>BUILDINGS-FACILITIES MAINTENANCE</u>						
001-4307-1001	SALARIES	87,256	87,163	90,861	94,000	94,239
001-4307-1002	SALARIES-OVERTIME	3,463	2,815	5,000	5,000	5,000
001-4307-2001	FICA	6,787	7,164	7,333	7,300	7,592
001-4307-2002	RETIREMENT [VRS]	13,545	14,108	13,512	13,580	14,454
001-4307-2004	DENTAL	0	0	0	3,000	3,000
001-4307-2005	HOSPITALIZATION	15,324	13,496	15,500	14,400	17,500
001-4307-2006	GROUP INSURANCE	941	867	801	800	830
001-4307-2010	WORKERS COMPENSATION	392	2,735	2,845	2,845	2,845
001-4307-2016	TRAINING	15	100	500	500	500
001-4307-30042C	MTCE-BLDG-COMM.CTR.	9,223	7,950	8,000	8,000	7,800
001-4307-30042M	MTCE-BLDG-MUN. BLDG	6,583	6,517	8,000	7,000	6,800
001-4307-30042O	MTCE-BLDG-MISC.	3,313	2,621	5,500	5,000	4,800
001-4307-30042R	MTCE-BLDG-RENTAL PROPERTIES	1,204	0	9,800	4,800	4,800
001-4307-30042S	MTCE-BLDG-STRYKER	3,451	1,826	6,000	4,000	3,800
001-4307-30042T	MTCE-BLDG-TRAIN STATION	6,101	5,406	8,000	8,000	6,000
001-4307-30042V	MTCE-PGPG	2,114	626	3,500	3,000	3,000
001-4307-30044C	MTCE-POWER EQUIP-COMM.CTR	1,486	1,304	2,000	1,750	1,750
001-4307-30044M	MTCE-POWER EQUIP-MUN BLDG	1,160	1,246	2,000	1,750	1,750
001-4307-30044O	MTCE-POWER EQUIP-MISC.	1,372	586	1,000	1,000	1,000
001-4307-30044S	MTCE-POWER EQUIP-STRYKER	622	1,391	1,000	1,000	1,000
001-4307-30044T	MTCE-POWER EQUIP-TRAIN STATION	283	893	1,000	1,000	1,000
001-4307-30044V	MTCE-POWER EQUIP-PGPG	0	0	1,000	0	0
001-4307-3005C	SVC CONTRACTS-COMM.CTR.	17,083	15,821	16,500	16,000	16,000
001-4307-3005M	SVC CONTRACTS-MUN.BLDG.	44,584	46,982	45,000	45,000	45,000
001-4307-3005O	SVC CONTRACTS-MISC.	1,251	6,480	7,500	7,500	7,500
001-4307-3005S	SVC CONTRACTS-STRYKER	15,331	16,885	16,000	17,000	17,000
001-4307-3005T	SVC CONTRACTS-TRAIN STATION	16,994	28,744	24,000	24,000	24,000

CITY OF WILLIAMSBURG - FISCAL YEAR 2010

General Fund Operating Budget

<u>ACCOUNT</u>	<u>DESCRIPTION</u>	<u>ACTUAL FY 2007</u>	<u>ACTUAL FY 2008</u>	<u>BUDGET FY 2009</u>	<u>ESTIMATED FY 2009</u>	<u>ADOPTED FY 2010</u>
001-4307-3005V	SERVICE CONTRACTS-PGPG	5,918	3,336	10,000	6,000	6,000
001-4307-3008	LAUNDRY & DRY CLEANING	1,281	2,309	2,000	2,500	2,500
001-4307-3033C	EXTERM. CONTRACT-COMM.CTR.	270	453	400	800	800
001-4307-3033M	EXTERM. CONTRACT-MUN.BLDG.	580	657	600	800	800
001-4307-3033R	EXTERM. CONTRACT-RENTAL PROPERTIES	0	0	0	800	800
001-4307-3033S	EXTERM. CONTRACT-STRYKER	672	579	700	800	800
001-4307-3033T	EXTERM. CONTRACT-TRAIN STATION	330	426	400	800	800
001-4307-5101C	ELECTRICITY-COMM. CTR.	8,119	11,156	0	10,000	10,000
001-4307-5101M	ELECTRICITY-MUN.BLDG.	46,550	61,461	40,000	45,000	42,000
001-4307-5101O	ELECTRICITY-OTHER	3,729	3,014	3,000	3,000	3,000
001-4307-5101S	ELECTRICITY-STRYKER	11,197	8,179	10,000	10,000	10,000
001-4307-5101T	ELECTRICITY-TRAIN STATION	8,708	9,782	8,600	9,000	9,000
001-4307-5102C	GAS-COMMUNITY CENTER	3,597	6,230	3,500	5,000	5,000
001-4307-5102S	GAS-STRYKER	2,983	2,822	3,500	3,200	3,200
001-4307-5203	TELECOMMUNICATION	1,379	1,351	1,200	1,200	1,200
001-4307-5301C	BOILER INSURANCE-COMM.CTR.	327	331	400	337	400
001-4307-5301M	BOILER INSURANCE-MUN.BLDG.	467	445	550	474	550
001-4307-5301S	BOILER INSURANCE-STRYKER	258	222	300	249	300
001-4307-5301T	BOILER INSURANCE-TRAIN STATION	467	445	550	458	550
001-4307-5302	FIRE INSURANCE	919	970	1,200	1,048	1,100
001-4307-5302C	FIRE INSURANCE-COMM.CTR.	919	970	1,200	1,048	1,100
001-4307-5302M	FIRE INSURANCE-MUN.BLDG.	3,216	3,396	4,000	3,668	3,800
001-4307-5302R	FIRE INSURANCE-RENTAL PROPERTIES	1,378	1,456	1,600	1,600	1,600
001-4307-5302S	FIRE INSURANCE-STRYKER	1,378	1,455	1,750	1,572	1,600
001-4307-5302T	FIRE INSURANCE-TRAIN STATION	1,378	1,455	1,750	1,572	1,600
001-4307-5308C	GEN. LIABILITY-COMM.CTR.	598	504	598	441	550
001-4307-5308M	GEN. LIABILITY-MUN.BLDG.	1,195	1,605	1,195	881	900
001-4307-5308O	GEN. LIABILITY-OTHER	598	504	598	441	550
001-4307-5308R	GEN. LIABILITY-RENTAL PROPERTIES	299	252	320	320	320
001-4307-5308S	GEN. LIABILITY-STRYKER	598	504	598	441	550
001-4307-5308T	GEN. LIABILITY- TRAIN STATION	896	756	896	661	900
001-4307-5308V	GEN. LIABILITY-PGPG	598	504	598	441	550
001-4307-5401	OFFICE SUPPLIES	359	275	1,000	500	500
001-4307-5402	FOOD/COFFEE	2,748	2,273	3,000	2,500	2,500
001-4307-5405	LAUNDRY, HOUSEKEEPING, JANITOR	540	606	1,000	1,000	800
001-4307-5407C	JANITORIAL SUPPLIES-COMM.CTR	189	351	500	700	700
001-4307-5407M	JANITORIAL SUPPLIES-MUN.BLDG.	189	482	0	700	700
001-4307-5407O	JANITORIAL SUPPLIES-OTHER	227	482	0	700	700
001-4307-5407S	JANITORIAL SUPPLIES-STRYKER	243	327	0	700	700
001-4307-5407T	JANITORIAL SUPPLIES-TRAIN STATION	135	422	0	700	700
001-4307-5407V	JANITORIAL SUPPLIES-PGPG	93	329	0	700	700
001-4307-54081	CAR & TRUCK SUPPLIES	1,109	31	400	400	400
001-4307-54082	TIRES	0	0	400	400	400
001-4307-54083	GAS & OIL	65	148	550	550	550
001-4307-5410	UNIFORMS & APPAREL	497	119	500	500	500
001-4307-5413C	OP. SUPPLIES-COMM.CTR.	486	985	900	1,000	1,000
001-4307-5413M	OP. SUPPLIES-MUN.BLDG.	1,701	1,996	3,000	2,500	2,000
001-4307-5413O	OP. SUPPLIES-OTHER	171	571	1,000	500	500
001-4307-5413R	OP. SUPPLIES-RENTAL PROPERTIES	11	3,392	1,500	1,500	1,500
001-4307-5413S	OP. SUPPLIES-STRYKER	120	1,187	1,000	1,000	1,000
001-4307-5413T	OP. SUPPLIES-TRAIN STATION	158	852	1,000	1,000	1,000
001-4307-5413V	OP. SUPPLIES-PGPG	30	140	1,000	500	500
001-4307-5504	TRAVEL -CONVENTION & EDUCATION	0	0	400	400	400
001-4307-7001	MACHINERY & EQUIPMENT	7,649	8,323	9,000	9,000	9,000
001-4307-7003	COMMUNICATIONS EQUIPMENT	0	0	1,000	0	1,000
001-4307-7010C	BUILDING-COMM.CTR.	8,696	4,682	8,000	7,000	7,000
001-4307-7010M	BUILDING-MUN. BLDG.	12,952	6,682	6,000	6,000	6,000
001-4307-7010O	BUILDING-OTHER	50	16,110	12,000	8,000	8,000
001-4307-7010S	BUILDING-STRYKER	11,797	5,000	12,000	8,000	8,000
001-4307-7010T	BUILDING-TRAIN STATION	10,233	8,065	10,000	10,000	10,000
001-4307-7010V	BUILDING-PGPG	0	4,188	5,000	4,000	4,000
	TOTAL MUNICIPAL CENTER	431,128	469,273	484,304	482,227	482,531
<u>INFORMATION TECHNOLOGY</u>						
001-4308-30042	MAINTENANCE-COMPUTERS	118,346	217,051	261,000	220,000	172,000
001-4308-30043	MAINTENANCE-VIDEO EQUIPMENT	17,493	15,791	20,000	15,000	20,000

CITY OF WILLIAMSBURG - FISCAL YEAR 2010

General Fund Operating Budget

<u>ACCOUNT</u>	<u>DESCRIPTION</u>	<u>ACTUAL FY 2007</u>	<u>ACTUAL FY 2008</u>	<u>BUDGET FY 2009</u>	<u>ESTIMATED FY 2009</u>	<u>ADOPTED FY 2010</u>
001-4308-30044	MAINTENANCE-MAPPING SYSTEM	67,165	109,035	91,000	91,000	70,000
001-4308-30045	PC LIFE CYCLE MGT.	21,407	28,404	30,000	30,000	10,000
001-4308-30046	MAINTENANCE-PRINTERS	4,223	5,508	7,500	4,000	5,000
001-4308-30047	MAINTENANCE-PHONES	12,133	10,903	20,000	15,000	20,000
001-4308-3005	MTCE-COPIERS	16,438	16,702	19,000	19,000	19,000
001-4308-3009	PURCHASED SERVICES-JCC	<u>24,000</u>	<u>24,000</u>	<u>24,000</u>	<u>24,000</u>	<u>24,000</u>
	TOTAL INFORMATION TECHNOLOGY	281,205	427,394	472,500	418,000	340,000
<u>LANDSCAPING</u>						
001-4309-1001	SALARIES	234,330	214,982	249,082	220,000	234,203
001-4309-1002	SALARIES - OVERTIME	0	0	500	500	500
001-4309-1003	PART-TIME SALARIES	387	0	2,000	2,000	2,000
001-4309-2001	FICA	17,489	15,930	19,246	17,100	18,108
001-4309-2002	RETIREMENT [VRS]	37,557	31,492	37,113	32,000	35,993
001-4309-2004	DENTAL	0	0	0	5,000	6,000
001-4309-2005	HOSPITALIZATION	46,677	44,108	50,000	43,600	52,400
001-4309-2006	GROUP INSURANCE	2,608	1,935	2,199	2,199	2,068
001-4309-2010	WORKERS COMPENSATION	5,432	4,558	5,400	5,400	5,400
001-4309-2016	TRAINING	993	601	1,000	3,021	1,000
001-4309-3002	PROFESSIONAL SERVICES	106,706	96,278	115,000	115,000	110,000
001-4309-30041	MAINTENANCE, CARS & TRUCKS	260	1,465	1,000	1,000	1,000
001-4309-30044	MAINTENANCE, POWERED EQUIPMENT	1,964	2,553	2,000	2,000	2,000
001-4309-3005	MAINTENANCE, SERVICE CONTRACTS	76	0	500	4,800	200
001-4309-3007	ADVERTISING	2,501	1,763	400	3,107	400
001-4309-3008	LAUNDRY & DRY CLEANING	4,110	4,484	4,000	4,000	4,000
001-4309-5203	TELECOMMUNICATION	1,540	1,415	1,600	1,600	1,600
001-4309-5204	RADIO	254	51	300	300	300
001-4309-5302	FIRE INSURANCE	919	970	1,200	1,048	1,200
001-4309-5305	MOTOR VEHICLE INSURANCE	2,151	2,454	2,200	2,473	2,500
001-4309-5307	PUBLIC OFFICIAL LIABILITY	596	597	600	608	650
001-4309-5308	GENERAL LIABILITY	896	755	900	661	700
001-4309-5401	OFFICE SUPPLIES	146	0	200	200	200
001-4309-5403	AGRICULTURAL SUPPLIES	19,258	24,434	19,000	20,000	20,000
001-4309-54081	CAR & TRUCK SUPPLIES	2,883	7,892	4,000	4,000	4,000
001-4309-54082	TIRES	990	408	1,000	1,000	1,000
001-4309-54083	GAS & OIL	10,067	11,484	10,100	10,500	10,100
001-4309-54084	POWERED EQUIPMENT AND SUPPLIES	7,110	2,786	7,000	6,000	6,000
001-4309-5410	UNIFORMS & APPAREL	1,404	2,263	1,800	2,000	2,000
001-4309-5411	BOOKS & SUBSCRIPTIONS	0	148	100	100	100
001-4309-5413	OTHER OPERATING SUPPLIES	10,437	13,106	13,000	12,000	12,000
001-4309-5418	LITTER CONTROL	5,348	7,952	5,500	5,500	5,500
001-4309-5504	TRAVEL -CONVENTION & EDUCATION	357	1,023	500	500	500
001-4309-5801	DUES & ASSOCIATION MEMBERSHIPS	75	0	100	100	100
001-4309-7005	MOTOR VEHICLES & EQUIPMENT	10,303	12,837	15,000	14,000	14,000
001-4309-7007	ADP EQUIPMENT	0	315	500	500	500
001-4309-8001	LEASE / RENT OF EQUIPMENT	<u>847</u>	<u>188</u>	<u>1,000</u>	<u>1,000</u>	<u>1,000</u>
	TOTAL LANDSCAPING	536,671	511,227	575,041	544,817	559,222
<u>PUBLIC HEALTH</u>						
001-5101-5601	LOCAL HEALTH DEPT	139,534	128,516	135,796	135,796	112,138
001-5101-5602	OLDE TOWN HEALTH CLINIC	86,000	90,000	92,700	92,700	83,430
001-5101-5603	CHIP	<u>17,760</u>	<u>18,293</u>	<u>19,349</u>	<u>19,349</u>	<u>19,349</u>
	TOTAL PUBLIC HEALTH	243,294	236,809	247,845	247,845	214,917
<u>MOSQUITO CONTROL</u>						
001-5103-30041	MAINTENANCE, CARS & TRUCKS	0	0	200	0	0
001-5103-5305	MOTOR VEHICLE INSURANCE	0	0	500	300	300
001-5103-5308	GENERAL LIABILITY	0	0	100	100	100
001-5103-5408	VEHICLE POWERED EQUIPMENT-SUPPLIES	0	0	500	0	0
001-5103-54081	CAR & TRUCK SUPPLIES	0	0	400	300	300
001-5103-54083	GAS & OIL	55	79	250	250	250
001-5103-5413	OTHER OPERATING SUPPLIES	5,302	4,965	5,500	5,500	5,500
001-5103-7005	MOTOR VEHICLES & EQUIPMENT	<u>0</u>	<u>0</u>	<u>500</u>	<u>500</u>	<u>500</u>
	TOTAL MOSQUITO CONTROL	5,357	5,044	7,950	6,950	6,950

COLONIAL SERVICES BOARD

CITY OF WILLIAMSBURG - FISCAL YEAR 2010

General Fund Operating Budget

<u>ACCOUNT</u>	<u>DESCRIPTION</u>	<u>ACTUAL FY 2007</u>	<u>ACTUAL FY 2008</u>	<u>BUDGET FY 2009</u>	<u>ESTIMATED FY 2009</u>	<u>ADOPTED FY 2010</u>
001-5205-5602	COLONIAL SERVICES BOARD	<u>221,260</u>	<u>232,000</u>	<u>245,860</u>	<u>245,860</u>	<u>245,860</u>
	TOTAL COLONIAL SERVICES BOARD	221,260	232,000	245,860	245,860	245,860
<u>PUBLIC ASSISTANCE</u>						
001-5302-5305	MOTOR VEHICLE INSURANCE	0	0	2,000	2,000	2,000
001-5302-5701	GENERAL RELIEF-LOCAL CONTRIBUTION	475,000	510,000	619,987	619,987	586,814
001-5302-5703	COMPREHENSIVE SERVICES ACT	30,000	38,000	91,060	91,060	71,027
001-5302-5705	YOUTH & SENIOR INITIATIVE	30,000	30,000	30,000	30,000	30,000
001-5302-5706	COMPREHENSIVE SVC ACT-ADMIN	5,000	5,600	5,691	5,691	5,691
001-5302-5707	AT-RISK PREVENTION	15,000	15,000	15,000	15,000	15,000
001-5302-5708	SUMMER YOUTH PROGRAM	0	0	45,000	45,000	35,000
001-5302-5710	LOCAL HOMELESSNESS PREVENTION	0	0	0	0	10,000
001-5302-5713	STATE/LOCAL HOSPITALIZATION	<u>0</u>	<u>2,169</u>	<u>2,600</u>	<u>2,600</u>	<u>3,780</u>
	TOTAL PUBLIC ASSISTANCE	555,000	600,769	811,338	811,338	759,312
<u>PUBLIC ASSISTANCE - TRANSPORTATION</u>						
001-5305-30041	MAINTENANCE, CARS & TRUCKS	32	141	1,000	1,000	500
001-5305-54081	CAR & TRUCK SUPPLIES	0	382	900	900	500
001-5305-54082	TIRES	0	379	400	400	400
001-5305-54083	GAS & OIL	<u>2,839</u>	<u>1,083</u>	<u>1,200</u>	<u>1,200</u>	<u>1,200</u>
	TOTAL PUBLIC ASSISTANCE-TRANSPORTATION	2,871	1,985	3,500	3,500	2,600
<u>SCHOOL BOARD</u>						
001-6101-1001	SALARIES	11,000	11,000	12,100	12,100	12,100
001-6101-2001	FICA	<u>842</u>	<u>834</u>	<u>925</u>	<u>925</u>	<u>925</u>
	TOTAL SCHOOL BOARD	11,842	11,834	13,025	13,025	13,025
<u>JOINT SCHOOL OPERATIONS</u>						
001-6103-6001	SCHOOLS	5,690,628	6,333,816	6,262,305	6,262,305	6,211,172
001-6103-6002	SALES TAX FOR EDUCATION	<u>790,951</u>	<u>790,000</u>	<u>762,060</u>	<u>762,060</u>	<u>762,060</u>
	TOTAL SCHOOL OPERATIONS	6,481,579	7,123,816	7,024,365	7,024,365	6,973,232
<u>RECREATION - ADMINISTRATION</u>						
001-7101-1001	SALARIES	189,540	190,827	196,053	196,000	144,274
001-7101-1003	PART-TIME SALARIES	47,068	43,785	54,500	48,500	51,000
001-7101-2001	FICA	18,193	17,942	19,167	18,750	14,938
001-7101-2002	RETIREMENT [VRS]	31,178	30,441	29,156	28,300	19,080
001-7101-2004	DENTAL	0	0	0	6,000	6,000
001-7101-2005	HOSPITALIZATION	22,775	22,500	26,000	20,000	17,000
001-7101-2006	GROUP INSURANCE	2,165	1,871	1,728	1,720	1,271
001-7101-2010	WORKERS COMPENSATION	3,978	1,823	3,000	3,000	2,500
001-7101-2016	TRAINING	525	2,170	3,250	1,250	1,500
001-7101-3001	PROFESSIONAL HEALTH SERVICES	0	195	120	120	120
001-7101-30041	MAINTENANCE, CARS & TRUCKS	190	16	300	300	300
001-7101-30042	MAINTENANCE, BUILDINGS	23,743	33,302	30,000	20,000	25,000
001-7101-30043	MAINTENANCE, OFFICE EQUIPMENT	81	0	250	100	100
001-7101-30044	MAINTENANCE, POWERED EQUIPMENT	178	328	500	300	500
001-7101-3005	MAINTENANCE, SERVICE CONTRACTS	5,472	5,983	6,000	6,000	6,000
001-7101-3007	ADVERTISING	1,632	349	1,000	500	1,000
001-7101-3008	LAUNDRY & DRY CLEANING	59	216	250	200	250
001-7101-3033	EXTERMINATING CONTRACT	1,000	1,014	1,200	1,044	1,200
001-7101-5101	ELECTRICITY	34,255	39,998	40,000	39,500	40,000
001-7101-5102	HEATING	5,511	6,387	9,000	6,800	7,500
001-7101-5201	POSTAGE	725	771	1,000	1,000	1,000
001-7101-5203	TELECOMMUNICATION	6,199	6,087	8,750	6,500	7,000
001-7101-5302	FIRE INSURANCE	4,595	4,852	4,900	5,240	5,200
001-7101-5305	MOTOR VEHICLE INSURANCE	1,613	1,841	1,900	1,855	0
001-7101-5307	PUBLIC OFFICIAL LIABILITY	596	597	600	608	600
001-7101-5308	GENERAL LIABILITY	896	756	900	661	900
001-7101-5401	OFFICE SUPPLIES	1,163	1,587	2,500	2,000	2,500
001-7101-5405	LAUNDRY, HOUSEKEEPING, JANITOR	2,939	3,543	3,000	3,000	3,000
001-7101-5408	VEHICLE POWERED EQUIPMENT-SUPPLIES	14	0	250	100	100
001-7101-54081	CAR & TRUCK SUPPLIES	304	375	850	400	0
001-7101-54082	TIRES	0	0	400	200	0
001-7101-54083	GAS & OIL	1,459	1,274	1,500	1,500	0
001-7101-5411	BOOKS & SUBSCRIPTIONS	0	25	100	50	100

CITY OF WILLIAMSBURG - FISCAL YEAR 2010

General Fund Operating Budget

<u>ACCOUNT</u>	<u>DESCRIPTION</u>	<u>ACTUAL FY 2007</u>	<u>ACTUAL FY 2008</u>	<u>BUDGET FY 2009</u>	<u>ESTIMATED FY 2009</u>	<u>ADOPTED FY 2010</u>
001-7101-5413	OTHER OPERATING SUPPLIES	2,505	3,291	2,500	2,000	2,500
001-7101-5501	TRAVEL -MILEAGE	227	234	450	450	450
001-7101-5504	TRAVEL -CONVENTION & EDUCATION	1,411	0	1,750	0	1,250
001-7101-5801	DUES & ASSOCIATION MEMBERSHIPS	215	250	250	250	250
001-7101-7002	FURNITURE & FIXTURES	4,764	4,549	5,000	1,500	2,500
001-7101-7007	ADP EQUIPMENT	<u>777</u>	<u>870</u>	<u>1,500</u>	<u>1,000</u>	<u>1,500</u>
	TOTAL RECREATION - ADMINISTRATION	417,945	430,049	459,574	426,698	368,384
<u>RECREATION - PARKS</u>						
001-7102-1001	SALARIES	45,717	45,844	48,231	68,300	80,434
001-7102-1003	PART-TIME SALARIES	115,774	120,514	124,000	120,000	118,600
001-7102-2001	FICA	12,860	13,135	13,176	14,100	15,226
001-7102-2002	RETIREMENT [VRS]	7,272	7,564	7,244	8,000	12,336
001-7102-2004	DENTAL	0	0	0	3,000	3,000
001-7102-2005	HOSPITALIZATION	6,767	7,650	8,400	8,450	12,600
001-7102-2006	GROUP INSURANCE	505	465	429	700	709
001-7102-2010	WORKERS COMPENSATION	4,052	5,014	5,000	5,000	5,000
001-7102-30042	MAINTENANCE, BUILDINGS	1,134	895	1,500	2,429	1,500
001-7102-30044	MAINTENANCE, EQUIPMENT	1,333	1,622	2,000	2,000	2,000
001-7102-3006	PRINTING	719	1,843	2,000	1,200	2,000
001-7102-3007	ADVERTISING	1,063	565	500	300	500
001-7102-5101	ELECTRICITY	4,224	4,700	5,000	4,500	5,000
001-7102-5201	POSTAGE	0	0	150	100	150
001-7102-5203	TELECOMMUNICATION	3,992	4,374	5,000	4,500	4,800
001-7102-5302	FIRE INSURANCE	1,378	1,456	1,500	1,572	1,500
001-7102-5307	PUBLIC OFFICIAL LIABILITY	596	597	600	608	600
001-7102-5308	GENERAL LIABILITY	598	504	800	441	600
001-7102-5401	OFFICE SUPPLIES	103	650	750	400	700
001-7102-5403	AGRICULTURAL SUPPLIES	4,666	3,014	5,000	4,000	5,000
001-7102-5404	MEDICAL SUPPLIES	69	78	150	0	100
001-7102-5405	LAUNDRY, HOUSEKEEPING, JANITOR	2,633	2,012	2,500	2,200	2,500
001-7102-5407	REPAIR & MAINTENANCE SUPPLIES	2,415	1,976	2,500	2,000	2,500
001-7102-5408	VEHICLE POWERED EQUIPMENT-SUPP	8	0	250	200	250
001-7102-54083	GAS & OIL	56	0	100	0	250
001-7102-54084	EQUIPMENT SUPPLIES	149	135	500	300	400
001-7102-5410	UNIFORMS & APPAREL	342	452	650	650	650
001-7102-5411	BOOKS & SUBSCRIPTIONS	0	0	50	0	50
001-7102-5413	OTHER OPERATING SUPPLIES	3,493	4,242	3,250	3,200	3,250
001-7102-5414	MERCHANDISE FOR RESALE	3,791	6,988	6,000	5,600	6,000
001-7102-5801	DUES & ASSOCIATION MEMBERSHIPS	92	70	125	125	125
001-7102-7001	MACHINERY & EQUIPMENT	695	212	1,000	1,000	1,000
001-7102-7002	FURNITURE & FIXTURES	428	858	1,000	500	750
001-7102-7005	MOTOR VEHICLES & EQUIPMENT	7,919	8,156	8,500	11,232	8,500
001-7102-8001	LEASE / RENT OF EQUIPMENT	<u>180</u>	<u>1,800</u>	<u>1,500</u>	<u>1,200</u>	<u>1,500</u>
	TOTAL RECREATION - PARKS	235,023	247,385	259,356	277,807	300,080
<u>RECREATION - PROGRAMS</u>						
001-7104-1001	SALARIES	172,848	195,336	201,175	156,910	153,568
001-7104-1003	PART-TIME SALARIES & WAGES	81,855	55,233	92,500	82,000	92,500
001-7104-2001	FICA	21,421	23,208	22,466	18,200	18,824
001-7104-2002	RETIREMENT [VRS]	26,649	31,236	29,917		23,552
001-7104-2004	DENTAL	0	0	0	7,000	3,500
001-7104-2005	HOSPITALIZATION	28,206	35,931	39,600	25,500	31,000
001-7104-2006	GROUP INSURANCE	1,851	1,920	1,773	1,700	1,353
001-7104-2009	UNEMPLOYMENT INSURANCE	220	0	0	0	0
001-7104-2010	WORKERS COMPENSATION	4,116	7,748	7,750	9,320	9,320
001-7104-3002	PROFESSIONAL SERVICES	152,923	195,712	190,000	185,000	185,000
001-7104-3004	REPAIR & MAINTENANCE	11	0	150	0	100
001-7104-30041	MAINTENANCE, CARS & TRUCKS	246	16	300	150	300
001-7104-30042	MAINTENANCE, BUILDINGS	6,650	11,582	10,000	8,496	8,500
001-7104-30043	MAINTENANCE, OFFICE EQUIPMENT	408	0	450	0	400
001-7104-30044	MAINTENANCE, POWERED EQUIPMENT	403	64	750	300	500
001-7104-3005	MAINTENANCE, SERVICE CONTRACTS	732	2,722	2,500	2,500	2,500
001-7104-3006	PRINTING	3,334	3,031	3,250	3,000	3,000
001-7104-3007	ADVERTISING	1,983	0	1,000	3,898	1,000
001-7104-3008	LAUNDRY & DRY CLEANING	116	652	850	700	800

CITY OF WILLIAMSBURG - FISCAL YEAR 2010

General Fund Operating Budget

<u>ACCOUNT</u>	<u>DESCRIPTION</u>	<u>ACTUAL FY 2007</u>	<u>ACTUAL FY 2008</u>	<u>BUDGET FY 2009</u>	<u>ESTIMATED FY 2009</u>	<u>ADOPTED FY 2010</u>
001-7104-5101	ELECTRICITY	7,565	16,805	15,000	13,500	15,000
001-7104-5201	POSTAGE	1,300	1,500	1,500	1,500	1,500
001-7104-5203	TELECOMMUNICATION	7,735	6,323	8,000	7,000	7,500
001-7104-5301	BOILER INSURANCE	233	222	400	229	300
001-7104-5302	FIRE INSURANCE	1,378	1,456	1,500	1,572	1,500
001-7104-5305	MOTOR VEHICLE INSURANCE	0	0	500	0	1,000
001-7104-5307	PUBLIC OFFICIAL LIABILITY	596	597	600	608	600
001-7104-5308	GENERAL LIABILITY	598	504	750	440	500
001-7104-5401	OFFICE SUPPLIES	959	835	1,800	1,400	1,500
001-7104-5405	LAUNDRY, HOUSEKEEPING, JANITOR	1,551	1,801	1,750	1,750	1,750
001-7104-5407	REPAIR & MAINTENANCE SUPPLIES	197	693	750	700	750
001-7104-5408	VEHICLE POWERED EQUIPMENT-SUPPLIES	0	0	100	0	1,000
001-7104-54081	CAR & TRUCK SUPPLIES	292	261	500	350	500
001-7104-54082	TIRES	249	0	200	0	200
001-7104-54083	GAS & OIL	3,302	5,687	4,000	5,600	5,000
001-7104-54084	EQUIPMENT SUPPLIES	12	283	400	250	300
001-7104-5410	UNIFORMS & APPAREL	891	894	1,000	900	800
001-7104-5411	BOOKS & SUBSCRIPTIONS	0	56	100	50	50
001-7104-5412	RECREATIONAL SUPPLIES	8,942	7,382	9,000	8,900	8,000
001-7104-5413	OTHER OPERATING SUPPLIES	9,124	6,815	9,000	8,200	7,500
001-7104-5414	MERCHANDISE FOR RESALE	0	67	400	0	0
001-7104-5416	POOL SUPPLIES	7,716	8,169	8,000	10,261	8,000
001-7104-5501	TRAVEL -MILEAGE	1,604	1,558	1,750	1,600	1,750
001-7104-5504	TRAVEL -CONVENTION & EDUCATION	350	160	500	0	0
001-7104-5801	DUES & ASSOCIATION MEMBERSHIPS	230	135	200	200	200
001-7104-7001	MACHINERY & EQUIPMENT	19,067	18,852	20,000	18,500	15,000
001-7104-7002	FURNITURE & FIXTURES	764	805	1,000	0	800
001-7104-7005	MOTOR VEHICLES & EQUIPMENT	259	265	1,000	300	800
001-7104-8001	LEASE/RENT OF EQUIPMENT	<u>11,620</u>	<u>13,094</u>	<u>13,500</u>	<u>13,000</u>	<u>13,500</u>
	TOTAL RECREATION - PLAYGROUNDS	590,506	659,610	707,631	601,484	631,018
<u>CEMETERY</u>						
001-7108-1001	SALARIES	23,960	29,106	29,996	31,600	31,617
001-7108-1002	SALARIES - OVERTIME	316	0	1,000	500	500
001-7108-2001	FICA	1,614	2,084	2,371	2,370	2,457
001-7108-2002	RETIREMENT [VRS]	4,454	4,657	4,461	4,551	4,849
001-7108-2004	DENTAL	0	0	0	1,500	1,500
001-7108-2005	HOSPITALIZATION	2,330	7,450	8,500	7,262	9,230
001-7108-2006	GROUP INSURANCE	309	286	264	264	279
001-7108-2010	WORKERS COMPENSATION	1,166	912	1,100	1,096	1,120
001-7108-30044	MAINTENANCE, EQUIPMENT	141	0	500	500	500
001-7108-3005	MAINTENANCE, SERVICE CONTRACTS	156	324	400	400	400
001-7108-3008	LAUNDRY & DRY CLEANING	325	342	400	400	400
001-7108-5101	ELECTRICITY	229	345	350	350	350
001-7108-5203	TELECOMMUNICATION	1,368	1,575	1,100	1,400	1,400
001-7108-5307	PUBLIC OFFICIAL LIABILITY	596	597	625	625	625
001-7108-5403	AGRICULTURAL SUPPLIES	480	0	800	500	500
001-7108-54081	VEHICLE POWERED EQUIPMENT-SUPPLIES	0	0	500	0	0
001-7108-54082	TIRES	118	0	100	100	100
001-7108-54083	GAS & OIL	55	106	125	125	125
001-7108-54084	EQUIPMENT SUPPLIES	478	264	500	500	500
001-7108-5413	OTHER OPERATING SUPPLIES	3,408	4,822	3,000	3,500	3,200
001-7108-7006	REPURCHASE OF CEMETERY LOTS	<u>0</u>	<u>2,700</u>	<u>3,000</u>	<u>2,000</u>	<u>2,000</u>
	TOTAL CEMETERY	41,503	55,570	59,093	59,543	61,652
<u>REGIONAL LIBRARY</u>						
001-7302-5413	BUILDINGS-GROUNDS-MAINTENANCE	1,531	0	4,000	1,000	2,000
001-7302-6002	REGIONAL LIBRARY-CONTRACT	<u>859,499</u>	<u>884,955</u>	<u>884,955</u>	<u>884,955</u>	<u>884,955</u>
	TOTAL REGIONAL LIBRARY	861,030	884,955	888,955	885,955	886,955
<u>PLANNING</u>						
001-8101-1001	SALARIES	269,378	285,868	294,134	285,000	282,111
001-8101-1002	SALARIES-OVERTIME	0	0	1,000	0	0
001-8101-2001	FICA	19,693	20,878	22,578	21,800	21,582
001-8101-2002	RETIREMENT [VRS]	43,147	45,670	43,742	42,800	43,266
001-8101-2004	DENTAL	0	0	0	4,000	4,000

CITY OF WILLIAMSBURG - FISCAL YEAR 2010

General Fund Operating Budget

<u>ACCOUNT</u>	<u>DESCRIPTION</u>	<u>ACTUAL FY 2007</u>	<u>ACTUAL FY 2008</u>	<u>BUDGET FY 2009</u>	<u>ESTIMATED FY 2009</u>	<u>ADOPTED FY 2010</u>
001-8101-2005	HOSPITALIZATION	29,970	34,678	33,000	29,300	35,900
001-8101-2006	GROUP INSURANCE	2,997	2,806	2,592	1,193	2,486
001-8101-2010	WORKERS COMPENSATION	2,573	1,368	1,600	2,193	2,200
001-8101-2013	EDUCATION ASSISTANCE	276	1,950	2,000	0	2,000
001-8101-2016	TRAINING	1,969	3,064	3,000	2,500	3,000
001-8101-3001	COMPREHENSIVE PLAN	1,293	354	20,000	0	0
001-8101-3002	PROFESSIONAL SERVICES	35,233	53,149	50,000	20,000	30,000
001-8101-3004	REPAIR & MAINTENANCE	0	24	750	50	750
001-8101-30041	MAINTENANCE, CARS & TRUCKS	16	0	750	50	750
001-8101-3006	PRINTING	3,921	2,800	3,000	2,800	3,000
001-8101-3007	ADVERTISING	15,148	9,702	10,000	10,000	10,000
001-8101-5201	POSTAGE	988	750	3,000	1,000	2,500
001-8101-5203	TELECOMMUNICATION	6,515	6,241	6,500	6,000	6,500
001-8101-5305	MOTOR VEHICLE INSURANCE	806	920	1,000	928	1,000
001-8101-5307	PUBLIC OFFICIAL LIABILITY	8,938	8,956	10,000	9,124	9,200
001-8101-5308	GENERAL LIABILITY	598	504	800	441	450
001-8101-5401	OFFICE SUPPLIES	3,452	4,432	4,500	3,500	4,000
001-8101-54081	CAR & TRUCK SUPPLIES	0	45	150	50	150
001-8101-54082	TIRES	0	0	150	50	150
001-8101-54083	GAS & OIL	478	535	800	600	800
001-8101-5411	BOOKS & SUBSCRIPTIONS	2,406	3,272	2,000	2,800	3,000
001-8101-5413	OTHER OPERATING SUPPLIES	2,196	1,464	3,000	1,000	3,000
001-8101-5501	TRAVEL -MILEAGE	423	347	1,000	300	600
001-8101-5504	TRAVEL -CONVENTION & EDUCATION	1,255	5,843	7,000	4,000	5,000
001-8101-5505	AWARD PROGRAMS	212	442	1,000	200	1,000
001-8101-5507	NEIGHBORHOOD ENHANCEMENT PROGRAM	0	0	1,500		1,500
001-8101-5801	DUES & ASSOCIATION MEMBERSHIPS	1,468	1,524	2,000	1,800	2,000
001-8101-7001	MACHINERY & EQUIPMENT	0	148	1,500	0	1,500
001-8101-7002	FURNITURE & FIXTURES	427	782	1,000	0	1,000
001-8101-7007	ADP EQUIPMENT	324	316	2,000	0	2,000
	TOTAL PLANNING	456,100	498,832	537,046	453,479	486,395
<u>CONTRIBUTIONS TO OTHER ENTITIES</u>						
001-8102-5604	TNCC-SITE IMPROVEMENTS	9,624	4,267	6,149	6,149	6,200
001-8102-56041	TNCC-HISTORIC TRIANGLE CAMPUS	20,000	20,000	20,000	20,000	2,700
001-8102-56043	TNCC-WORKFORCE DEV. CENTER	10,500	10,500	10,500	10,500	10,500
001-8102-56045	CHILD DEV. RESOURCES	3,018	3,018	2,987	2,987	0
001-8102-56046	RET. SENIOR VOL. PROGRAM	600	0	0	0	0
001-8102-56047	VA ARTS FESTIVAL	50,000	50,000	50,000	50,000	50,000
001-8102-56048	VIRGINIANS FOR HIGH SPEED RAIL	5,000	5,000	5,000	5,000	4,750
001-8102-56049	WMSBG AREA DESTINATION MKTG	1,672,720	1,625,774	1,800,000	1,500,000	1,500,000
001-8102-5604A	HAMPTON RDS PLANNING DISTRICT	10,988	10,858	10,897	10,897	10,884
001-8102-5604B	WMSBG CHAMBER & TOURISM ALLIANCE	863,000	906,000	940,000	940,000	880,000
001-8102-5604C	COMMUNITY ACTION AGENCY	17,723	18,609	19,539	19,539	17,585
001-8102-5604D	RITA WELSH ADULT SKILLS PROGRAM	500	500	500	500	500
001-8102-5604E	PENINSULA AGENCY ON AGING	5,000	5,000	5,115	5,115	5,000
001-8102-5604F	UNITED WAY-INFORMATION & REFERRAL	4,000	6,000	7,000	7,000	6,300
001-8102-5604G	HIST. TRIANGLE COMM. SVCS CTR	5,000	5,000	10,000	10,000	9,000
001-8102-5604H	WILLIAMSBURG AREA TRANSPORT	225,000	265,000	265,000	265,000	265,000
001-8102-5604I	HOSPICE OF WILLIAMSBURG	10,000	10,000	11,000	11,000	10,000
001-8102-5604J	COLONIAL WILLIAMSBURG FOUNDATION	1,300,000	1,365,000	1,410,000	1,410,000	1,320,000
001-8102-5604K	AVALON	17,500	20,000	21,000	21,000	17,000
001-8102-5604L	NEWPORT NEWS LIBRARY (BLIND)	2,160	2,520	2,400	0	0
001-8102-5604M	PENINSULA COUNCIL WORK. DEV.	5,847	5,947	5,947	5,947	5,947
001-8102-5604N	NN / W AIRPORT TASK FORCE	6,000	4,717	4,717	4,717	4,245
001-8102-5604O	JAMESTOWN-YORKTOWN FOUNDATION	10,000	10,000	10,000	10,000	0
001-8102-5604P	COLONIAL CASA	7,000	7,000	7,000	7,000	6,300
001-8102-5604Q	WILLIAMSBURG AIDS NETWORK	3,000	2,000	2,000	2,000	1,800
001-8102-5604R	HERITAGE HUMANE SOCIETY	16,000	16,000	16,000	16,000	15,200
001-8102-5604S	VIRGINIA COOPERATIVE EXTENSION	1,500	1,000	0	0	0
001-8102-5604T	PEN. CENTER FOR INDEP. LIVING	0	1,000	1,000	1,000	900
001-8102-5604U	BIG BROTHERS / BIG SISTERS	3,100	4,650	5,174	5,174	4,657
001-8102-5604V	HAMPTON ROADS PARTNERSHIP	5,325	5,325	5,325	5,325	5,050
001-8102-5604V1	HRP-FILM OFFICE	10,000	10,000	10,000	10,000	5,000
001-8102-5604X	HISTORIC TRIANGLE SENIOR CENTER	13,225	14,500	15,850	15,850	15,027
001-8102-5604X1	HISTORIC TRIANGLE SUBST ABUSE COALITION	2,365	4,000	4,000	4,000	3,600

CITY OF WILLIAMSBURG - FISCAL YEAR 2010

General Fund Operating Budget

<u>ACCOUNT</u>	<u>DESCRIPTION</u>	<u>ACTUAL FY 2007</u>	<u>ACTUAL FY 2008</u>	<u>BUDGET FY 2009</u>	<u>ESTIMATED FY 2009</u>	<u>ADOPTED FY 2010</u>
001-8102-5604Y	FARMERS' MARKET	5,000	4,000	4,000	4,000	3,800
001-8102-5604Z	WMSBG LAND CONSERVANCY	10,000	10,000	10,000	10,000	9,500
001-8102-5605	PENINSULA COMMISSION ON HOMELESSNESS	0	0	0	2,759	2,759
001-8102-5610	VIRGINIA SYMPHONY-MATOAKA CONCERT	0	0	0	15,000	10,000
001-8202-5604	COLONIAL SOIL & WATER CONSERVATION	2,535	2,661	2,794	2,794	2,655
001-8202-5604A	DISCOVER THE ARTS - MAP	0	5,000	0	0	0
001-8202-5604B	CHILD & FAMILY CONNECTION	0	0	1,000	1,000	900
001-8202-5605	CROSSROADS SUPPORT	10,000	10,000	10,000	10,000	0
001-8202-5605A	HAMPTON ROADS ECON. DEV. ALLIANCE	11,465	11,751	11,793	11,793	11,812
001-8202-5605B	APVA-HISTORIC JAMESTOWNE	0	15,000	0	0	0
001-8202-5605C	CONTRIBUTION - WRHA	35,000	35,000	35,000	35,000	35,000
001-8202-5605D	JAMESTOWN 2007 STAMP	1,600	0	0	0	0
001-8202-5605E	FEDERAL FACILITIES ALLIANCE	5,360	5,826	6,621	6,621	6,645
001-8202-5605F	VIRGINIA WAR MUSEUM	0	5,000	0	0	0
001-8202-5606A	LHT PIPE PROGRAM	0	10,000	0	0	0
001-8202-5606	HISTORIC TRIANGLE COLLABORATIVE	<u>15,000</u>	<u>10,000</u>	<u>10,000</u>	<u>10,000</u>	<u>7,000</u>
		4,411,655	4,543,423	4,775,308	4,490,667	4,273,216
	ARTS COMMISSION					
001-8102-5605A	WILLIAMSBURG SYMPHONIA	13,500	14,000	14,000	14,000	12,740
001-8102-5605B	VIRGINIA SYMPHONY	13,500	13,500	13,500	13,500	12,740
001-8102-5605C	WMSBG WOMENS CHORUS INC	2,000	1,200	1,000	1,000	1,715
001-8102-5605D	TIDEWATER CLASSIC GUITAR	2,200	2,500	2,500	2,500	2,450
001-8102-5605E	VIRGINIA CHORAL SOCIETY	250	200	0	0	196
001-8102-5605F	WILLIAMSBURG CHORAL GUILD	4,500	5,000	5,000	5,000	4,410
001-8102-5605G	WILLIAMSBURG CONSORT	2,000	2,000	2,500	2,500	2,205
001-8102-5605H	PUBLICK TIMES CHORUS	810	850	850	850	833
001-8102-5605I	VIRGINIA OPERA	9,000	9,000	8,500	8,500	8,330
001-8102-5605J	WILLIAMSBURG YOUTH ORCHESTRA	5,000	5,000	5,000	5,000	4,410
001-8102-5605K	WILLIAMSBURG PLAYERS	5,850	5,300	6,000	6,000	6,370
001-8102-5605L	THEATRE IV	5,000	4,500	3,000	3,000	3,430
001-8102-5605M	YOUNG AUDIENCES	0	3,000	3,000	3,000	2,940
001-8102-5605N	VA SHAKESPEARE FESTIVAL	7,400	8,000	8,000	8,000	7,840
001-8102-5605O	INSTITUTE FOR DANCE	5,000	0	1,500	1,500	1,470
001-8102-5605Q	MUSCARELLE MUSEUM	5,500	7,500	4,500	4,500	0
001-8102-5605R	THIS CENTURY GALLERY	8,000	9,000	11,000	11,000	10,780
001-8102-5605S	EASTERN VA BRASS SOCIETY	300	0	0	0	0
001-8102-5605T	AN OCCASION FOR THE ARTS	2,500	3,000	3,500	3,500	3,528
001-8102-5605U	WHRO-TV	2,200	2,000	2,000	2,000	2,450
001-8102-5605V	CULTURAL ALLIANCE	1,500	1,500	1,500	1,500	1,960
001-8102-5605X	ARTS COMMISSION-ADMIN EXPENSES	554	830	1,000	1,000	420
001-8102-5605Z	FIRST NIGHT OF WILLIAMSBURG	8,100	7,500	9,000	9,000	9,310
001-8102-5606	WILLIAMSBURG MUSIC CLUB	600	900	900	900	794
001-8102-5606B	JAMESTOWN 2007 ARTS GRANT	76,000	0	0	0	0
001-8102-5606C	STAGELIGHTS	3,000	3,000	2,500	2,500	2,205
001-8102-5606D	CELEBRATE YORKTOWN COMMITTEE	500	450	500	500	490
001-8102-5606F	ART SONG OF WILLIAMSBURG	1,700	0	0	0	0
001-8102-5606J	VA ARTS FESTIVAL	3,000	4,000	4,500	4,500	5,390
001-8102-5606L	PENINSULA FINE ARTS CENTER	4,000	0	0	0	0
001-8102-5606M	CHAMBER OF COMMERCE-ARTS MAP	7,500	10,300	7,000	7,000	0
001-8102-5606N	FLUTE FRENZY	810	750	800	800	794
001-8102-5606O	VIRGINIA STAGE COMPANY	450	0	500	500	490
001-8102-5606P	COMMUNITY ALLIANCE / PERF. ARTS	5,000	6,000	3,000	3,000	2,940
001-8102-5606Q	WRL FOUNDATION	4,000	5,500	6,500	6,500	7,350
001-8102-5606R	VIRGINIA PREMIER THEATRE	0	2,500	2,000	2,000	0
001-8102-5606S	W-JCC COMMUNITY ACTION AGENCY	350	190	0	0	0
001-8102-5606T	YORKTOWN ARTS FOUNDATION	0	1,000	0	0	0
001-8102-5606U	VIRGINIA CHORALE	0	0	2,500	2,500	2,450
001-8102-5606V	VIRGINIA ACADEMY OF HISTORIC DANCE	0	0	1,500	1,500	0
001-8102-5606W	WILLIAMSBURG YOUTH HARP SOCIETY	0	0	1,650	1,650	3,430
001-8102-5606X	VA REGIONAL BALLET	<u>0</u>	<u>0</u>	<u>3,500</u>	<u>3,500</u>	<u>3,920</u>
	TOTAL ARTS COMMISSION	211,574	139,970	144,200	144,200	130,780
	TOTAL GENERAL FUND EXPENDITURES	30,284,058	31,756,337	34,096,798	32,872,401	32,140,513

CITY OF WILLIAMSBURG - FISCAL YEAR 2010
Utility Fund Operating Budget

<u>ACCOUNT</u>	<u>DESCRIPTION</u>	<u>ACTUAL FY 2007</u>	<u>ACTUAL FY 2008</u>	<u>BUDGET FY 2009</u>	<u>ESTIMATED FY 2009</u>	<u>ADOPTED FY 2010</u>
<u>REVENUES:</u>						
010-0610-1101	WATER SERVICE	3,462,762	3,879,207	4,174,500	4,174,500	4,383,225
010-0610-1101A	SEWER SERVICE	844,269	943,190	850,000	950,000	950,000
010-0610-1102	WATER CONNECTIONS	3,600	3,600	10,000	10,000	10,000
010-0610-11021	HRSD TAP FEES	29,260	260,762	60,000	60,000	60,000
010-0610-1102A	SEWER CONNECTIONS	4,314	2,400	5,000	5,000	5,000
010-0610-1103	PENALTIES - WATER & SEWER	15,167	14,018	10,000	15,000	15,000
010-0610-1110	OTHER SOURCES	1,000	7,210	20,000	10,000	10,000
010-0610-1111	INTEREST EARNINGS	253,915	209,655	165,000	100,000	50,000
010-0610-1118	WATER TANK-ANTENNA CONTRACTS	131,400	134,400	134,400	134,400	134,400
010-0610-1120	WATER & SEWER AVAILABILITY	142,500	654,000	150,000	325,000	150,000
010-0610-1122	TRANSFER - CAPITAL PROJECTS	<u>-534,638</u>	<u>-1,451,648</u>	<u>-674,475</u>	<u>-1,214,834</u>	<u>-335,160</u>
	TOTAL UTILITY FUND REVENUES	4,353,549	4,656,794	4,904,425	4,569,066	5,432,465

CITY OF WILLIAMSBURG - FISCAL YEAR 2010
Utility Fund Operating Budget

<u>ACCOUNT</u>	<u>DESCRIPTION</u>	<u>ACTUAL FY 2007</u>	<u>ACTUAL FY 2008</u>	<u>BUDGET FY 2009</u>	<u>ESTIMATED FY 2009</u>	<u>ADOPTED FY 2010</u>
EXPENSES						
<u>ADMINISTRATION</u>						
010-1900-1001	SALARIES	200,768	213,493	290,452	288,000	288,372
010-1900-2001	FICA	14,680	15,165	22,220	22,000	22,060
010-1900-2002	RETIREMENT [VRS]	32,086	33,806	43,239	31,600	44,273
010-1900-2004	DENTAL	0	0	0	4,000	4,000
010-1900-2005	HOSPITALIZATION	17,308	17,938	29,500	16,200	25,700
010-1900-2006	GROUP INSURANCE	2,229	2,078	2,562	2,500	2,544
010-1900-2010	WORKERS COMPENSATION	6,125	8,660	8,000	10,415	10,500
010-1900-2013	EDUCATION ASSISTANCE	299	0	400	400	400
010-1900-3002	PROFESSIONAL SERVICE-OTHER	4,106	2,795	7,000	5,000	5,000
010-1900-30041	MAINTENANCE, CARS AND TRUCKS	16	1,139	500	500	500
010-1900-3006	PRINTING & BINDING	198	732	200	700	700
010-1900-3007	ADVERTISING	324	1,462	500	500	500
010-1900-5201	POSTAGE	6,115	6,396	8,000	7,000	7,000
010-1900-5203	TELECOMMUNICATION	4,386	4,157	4,500	4,500	4,500
010-1900-5204	RADIO	783	525	550	550	550
010-1900-5302	FIRE	459	485	600	524	550
010-1900-5305	MOTOR VEHICLE	1,613	1,841	1,600	1,855	1,900
010-1900-5401	OFFICE SUPPLIES	2,154	2,743	2,100	2,500	2,500
010-1900-54081	CAR & TRUCK SUPPLIES	500	261	500	500	500
010-1900-54083	GAS & OIL	815	458	750	750	750
010-1900-5411	BOOKS & SUBSCRIPTIONS	137	207	150	150	150
010-1900-5413	OTHER OPERATING SUPPLIES	2,625	2,404	2,000	2,000	2,500
010-1900-5504	TRAVEL (CONVENTION & EDUCATION)	428	691	550	550	550
010-1900-5801	DUES & SUBSCRIPTIONS	439	280	800	800	800
010-1900-7002	FURNITURE & FIXTURES	794	70	750	750	750
010-1900-7005	MOTOR VEHICLES & EQUIPMENT	0	0	1,000	1,000	1,000
010-1900-7008	OVERHEAD CHARGES	578,918	591,576	590,000	600,000	600,000
010-1900-7009	DEPRECIATION EXPENSE	<u>370,075</u>	<u>387,863</u>	<u>375,000</u>	<u>395,000</u>	<u>395,000</u>
	TOTAL ADMINISTRATION	1,248,380	1,297,225	1,393,422	1,400,244	1,423,549
<u>WATER TREATMENT</u>						
010-1910-1001	SALARIES	426,322	441,118	458,346	450,000	470,597
010-1910-1002	SALARIES - OVERTIME	0	0	1,500	1,500	1,500
010-1910-1003	PART-TIME SALARIES	0	0	7,800	7,800	7,800
010-1910-1006	DISCRETIONARY LEAVE	2,796	1,885	5,000	5,000	5,000
010-1910-2001	FICA	32,395	33,241	36,157	36,000	37,095
010-1910-2002	RETIREMENT [VRS]	63,003	63,949	68,517	60,000	72,556
010-1910-2004	DENTAL	0	0	0	0	12,000
010-1910-2005	HOSPITALIZATION	54,705	60,094	66,000	66,000	52,300
010-1910-2006	GROUP INSURANCE	4,376	3,930	4,060	4,000	4,169
010-1910-2010	WORKERS COMPENSATION	4,854	8,660	9,000	12,600	12,600
010-1910-2016	TRAINING	4,006	3,854	6,500	6,500	6,500
010-1910-3002	PROFESSIONAL SERVICE-OTHER	19,792	25,113	18,000	18,000	20,000
010-1910-3004	REPAIR & MAINTENANCE	5,998	0	7,000	7,000	7,000
010-1910-30041	MAINTENANCE, CARS & TRUCKS	0	16	500	500	500
010-1910-30042	MAINTENANCE, BUILDING	2,708	3,203	7,000	6,000	6,000
010-1910-30044	MAINTENANCE, POWERED EQUIPMENT	187	1,773	7,000	7,000	7,000
010-1910-3005	MAINTENANCE, SERVICE CONTRACTS	984	1,126	2,500	2,500	2,500
010-1910-3007	ADVERTISING	1,260	1,588	750	750	750
010-1910-5101	ELECTRICITY	112,291	135,822	117,000	117,000	119,000
010-1910-5201	POSTAGE	1,694	2,450	2,000	2,000	2,000
010-1910-5203	TELECOMMUNICATION	1,554	1,684	1,650	1,650	1,650
010-1910-5204	RADIO	76	50	150	150	150
010-1910-5301	BOILER	467	445	600	600	480
010-1910-5302	FIRE	3,676	3,882	4,700	4,700	4,300
010-1910-5305	MOTOR VEHICLES	538	614	575	618	650
010-1910-5308	GENERAL LIABILITY	14,342	12,091	15,000	10,573	12,000
010-1910-5401	OFFICE SUPPLIES	885	1,851	1,700	1,700	1,700

CITY OF WILLIAMSBURG - FISCAL YEAR 2010
Utility Fund Operating Budget

<u>ACCOUNT</u>	<u>DESCRIPTION</u>	<u>ACTUAL FY 2007</u>	<u>ACTUAL FY 2008</u>	<u>BUDGET FY 2009</u>	<u>ESTIMATED FY 2009</u>	<u>ADOPTED FY 2010</u>
010-1910-5404	MEDICAL & LAB SUPPLIES	7,453	6,680	6,000	6,000	7,000
010-1910-5405	LAUNDRY,HOUSEKEEPING, JANITOR	4,516	1,208	1,000	1,000	1,000
010-1910-5407	REPAIR & MAINTENANCE SUPPLIES	12,495	12,421	27,000	25,000	25,000
010-1910-54081	CAR AND TRUCK SUPPLIES	1,164	273	600	600	600
010-1910-54082	TIRES	7	642	200	200	200
010-1910-54083	GAS AND OIL	1,783	1,859	1,700	1,700	1,900
010-1910-54084	POWERED EQUIPMENT SUPPLIES	1,673	546	1,000	1,000	1,000
010-1910-54086	GENERATOR FUEL	12,629	8,267	8,000	8,000	8,000
010-1910-5410	UNIFORMS & WEARING APPAREL	3,344	1,880	3,000	3,000	3,000
010-1910-5411	BOOKS & SUBSCRIPTIONS	0	53	400	400	400
010-1910-5413	OTHER OPERATING SUPPLIES/CHEMIC,	171,461	212,822	160,000	240,000	260,000
010-1910-5501	TRAVEL(MILEAGE)	325	35	300	0	0
010-1910-5504	TRAVEL (CONVENTION & EDUCATION)	276	20	750	750	750
010-1910-5651	TAXES	38,123	0	80,000	40,000	80,000
010-1910-5801	DUES & ASSOCIATION MEMBERSHIPS	0	150	200	200	200
010-1910-7002	FURNITURE & FIXTURES	0	158	2,500	2,500	2,500
010-1910-7005	MOTOR VEHICLES & EQUIPMENT	8,491	0	12,500	10,000	10,000
010-1910-7007	ADP EQUIPMENT	<u>1,442</u>	<u>3,881</u>	<u>5,000</u>	<u>5,000</u>	<u>5,000</u>
	TOTAL WATER TREATMENT	1,024,091	1,059,334	1,159,155	1,175,491	1,274,346
<u>WATER SYSTEM</u>						
010-1920-1001	SALARIES	222,225	246,485	262,011	193,000	193,323
010-1920-1002	SALARIES - OVERTIME	6,686	7,819	11,000	9,000	9,000
010-1920-1003	PART-TIME SALARIES	730	0	6,500	2,000	2,000
010-1920-2001	FICA	18,715	18,925	21,383	15,000	15,631
010-1920-2002	RETIREMENT [VRS]	29,476	31,502	39,018	29,000	29,946
010-1920-2004	DENTAL	0	0	0	0	5,000
010-1920-2005	HOSPITALIZATION	36,143	35,651	38,500	38,000	33,000
010-1920-2006	GROUP INSURANCE	2,047	1,936	2,312	853	1,721
010-1920-2010	WORKERS COMPENSATION	4,865	9,115	9,550	10,965	11,000
010-1920-2016	TRAINING	837	319	1,000	1,000	1,000
010-1920-3002	PROFESSIONAL SERVICE OTHER	9,289	12,015	12,000	12,000	12,000
010-1920-30041	MAINTENANCE, CARS AND TRUCKS	977	4,161	1,600	1,600	1,600
010-1920-30044	MAINTENANCE, POWERED EQUIPMENT	702	157	1,000	1,000	1,000
010-1920-30045	MAINTENANCE, WATER METERS	1,560	3,386	3,500	3,000	3,000
010-1920-3005	MAINTENANCE, SERVICE CONTRACTS	2,029	300	2,500	2,500	2,500
010-1920-3008	LAUNDRY & DRY CLEANING	4,745	5,460	4,300	4,600	4,600
010-1920-3010	STATE WATERWORKS ASSESSMENT	8,319	8,434	9,000	8,434	8,434
010-1920-5201	POSTAGE	244	456	200	200	200
010-1920-5203	TELECOMMUNICATION	2,690	2,694	3,000	3,000	3,000
010-1920-5204	RADIO	354	309	500	500	500
010-1920-5301	BOILER	467	445	470	500	500
010-1920-5302	FIRE	5,514	5,822	6,100	6,300	6,300
010-1920-5305	MOTOR VEHICLES	4,839	5,522	5,700	5,600	5,600
010-1920-5308	GENERAL LIABILITY	14,640	12,343	15,400	11,000	11,000
010-1920-5401	OFFICE SUPPLIES	193	610	700	800	800
010-1920-5405	LAUNDRY, HOUSEKEEPING,JANITOR	311	380	700	500	500
010-1920-5407	REPAIR & MAINTENANCE SUPPLIES	246	358	1,000	2,000	2,000
010-1920-54081	CAR AND TRUCK SUPPLIES	5,710	7,255	6,000	6,000	6,000
010-1920-54082	TIRES	1,216	490	1,500	1,500	1,500
010-1920-54083	GAS AND OIL	16,315	13,033	17,000	16,500	16,500
010-1920-54084	POWERED EQUIPMENT SUPPLIES	1,238	766	1,500	1,500	1,500
010-1920-5410	UNIFORMS & WEARING APPAREL	2,332	2,680	2,600	2,800	2,800
010-1920-5413	OTHER OPERATING SUPPLIES	55,381	59,263	58,000	60,000	60,000
010-1920-5417	WATER METERS	11,530	17,112	30,000	28,000	28,000
010-1920-5504	TRAVEL (CONVENTION & EDUCATION)	605	460	600	600	600
010-1920-7001	MACHINERY & EQUIPMENT	1,517	3,991	12,000	11,000	11,000
010-1920-7005	MOTOR VEHICLES & EQUIPMENT	731	1,607	12,500	11,500	11,500
010-1920-7007	ADP EQUIPMENT	0	712	500	500	500
010-1920-8001	LEASE/RENT EQUIP	<u>90</u>	<u>554</u>	<u>800</u>		<u>800</u>

CITY OF WILLIAMSBURG - FISCAL YEAR 2010
Utility Fund Operating Budget

<u>ACCOUNT</u>	<u>DESCRIPTION</u>	<u>ACTUAL FY 2007</u>	<u>ACTUAL FY 2008</u>	<u>BUDGET FY 2009</u>	<u>ESTIMATED FY 2009</u>	<u>ADOPTED FY 2010</u>
	TOTAL WATER SYSTEM	475,508	522,527	601,943	502,252	505,854
	<u>SEWAGE SYSTEM</u>					
010-1940-1001	SALARIES	195,462	181,275	188,578	188,000	237,995
010-1940-1002	SALARIES - OVERTIME	3,150	2,182	4,000	3,000	3,000
010-1940-2001	FICA	13,271	14,112	14,732	14,500	18,436
010-1940-2002	RETIREMENT [VRS]	36,866	36,358	28,110	30,000	36,500
010-1940-2004	DENTAL	0	0	0	5,000	5,000
010-1940-2005	HOSPITALIZATION	30,914	31,358	35,200	30,000	30,000
010-1940-2006	GROUP INSURANCE	2,560	2,220	1,666	1,600	2,097
010-1940-2010	WORKERS COMPENSATION	5,787	7,293	7,500	6,579	7,500
010-1940-2016	TRAINING	1,611	164	1,000	1,000	1,000
010-1940-3002	PROFESSIONAL SERVICE-OTHER	17,615	3,608	18,000	18,000	18,000
010-1940-30041	MAINTENANCE, CARS AND TRUCKS	67	117	500	500	500
010-1940-30042	MAINTENANCE, BUILDINGS	6,000	16,590	7,000	5,000	5,000
010-1940-30044	MAINTENANCE, POWERED EQUIPMENT	13,180	19,386	14,000	14,000	14,000
010-1940-3005	MAINTENANCE SERVICE CONTRACTS	2,173	19,212	4,000	4,000	5,000
010-1940-3008	LAUNDRY & DRY CLEANING	688	420	1,300	1,300	1,000
010-1940-3032	HRSD SEWAGE	900,934	1,299,678	910,000	1,010,000	1,010,000
010-1940-5101	ELECTRICITY	27,186	27,820	30,000	30,000	30,000
010-1940-5102	HEATING	645	1,293	650	1,000	900
010-1940-5203	TELECOMMUNICATION	14,690	13,096	14,500	14,500	14,500
010-1940-5204	RADIO	342	204	300	300	300
010-1940-5301	BOILER	467	445	550	500	500
010-1940-5302	FIRE	1,608	1,698	2,000	2,000	2,000
010-1940-5308	GENERAL LIABILITY	14,640	12,343	15,400	12,000	12,000
010-1940-5401	OFFICE SUPPLIES	42	147	300	300	300
010-1940-5405	LAUNDRY, HOUSEKEEPING, JANITOR	140	91	500	500	500
010-1940-5407	REPAIR & MAINTENANCE SUPPLIES	17,983	17,135	20,000	20,000	20,000
010-1940-54081	CAR AND TRUCK SUPPLIES	1,268	947	2,000	2,000	2,000
010-1940-54082	TIRES	584	303	800	800	800
010-1940-54083	GAS AND OIL	3,931	6,972	4,200	4,200	5,000
010-1940-54084	EQUIPMENT SUPPLIES	1,791	4,665	5,500	4,900	4,900
010-1940-54086	GENERATOR FUEL	605	914	1,000	1,000	1,000
010-1940-5410	UNIFORMS & WEARING APPAREL	219	160	500	500	500
010-1940-5413	OTHER OPERATING SUPPLIES	18,375	23,868	21,000	21,000	22,000
010-1940-5504	TRAVEL (CONVENTION & EDUCATION)	0	0	300	300	300
010-1940-7005	MOTOR VEHICLES & EQUIPMENT	6,049	437	18,000	16,000	16,000
010-1940-7007	ADP EQUIPMENT	0	147	500	500	500
010-1940-8001	LEASE / RENT EQUIPMENT	<u>705</u>	<u>1,149</u>	<u>1,000</u>	<u>1,000</u>	<u>1,000</u>
	TOTAL SEWAGE SYSTEM	1,341,548	1,747,807	1,374,586	1,465,779	1,530,029
	<u>DEBT SERVICE</u>					
010-1970-5839	INTEREST PAYMENTS	<u>264,022</u>	<u>29,901</u>	<u>25,319</u>	<u>25,300</u>	<u>444,000</u>
	TOTAL DEBT SERVICE	264,022	29,901	25,319	25,300	444,000
	<u>PURCHASED SERVICES</u>					
010-1985-3015	NNWW - PURCHASE OF WATER	0	0	350,000	0	170,647
010-1985-3016		<u>0</u>	<u>0</u>	<u>0</u>	<u>0</u>	<u>84,040</u>
	TOTAL PURCHASED SERVICES	0	0	350,000	0	254,687
	TOTAL UTILITY FUND EXPENSES	4,353,549	4,656,794	4,904,425	4,569,066	5,432,465

**City of Williamsburg
Fiscal Year 2010 Operating Budget**

Staffing Levels-All Departments*

	<u>FY 2004</u>	<u>FY 2005</u>	<u>FY 2006</u>	<u>FY 2007</u>	<u>FY 2008</u>	<u>FY 2009</u>	<u>FY 2010</u>
<u>City Manager's Office</u>							
City Manager	1	1	1	1	1	1	1
Assistant City Manager	1	1	1	1	1	1	1
Economic Development Manager	0	0	1	1	1	1	1
Communications Specialist	0	0	0	0	0	1	0
Human Resources Specialist	1	1	1	1	1	1	1
Administrative Technician	0	0	0	0	0	0	0
Administrative Assistant	1	1	1	1	1	1	1
Administrative Aide	<u>0.5</u>	<u>0.5</u>	<u>0.5</u>	<u>0.5</u>	<u>0.5</u>	<u>0.5</u>	<u>0.5</u>
Sub-total	4.5	4.5	5.5	5.5	5.5	6.5	5.5
<u>Clerk of Council / Communication</u>							
Clerk of Council	1	1	1	1	1	1	1
Communications Specialist	<u>0</u>	<u>0</u>	<u>0</u>	<u>0</u>	<u>0</u>	<u>0</u>	<u>1</u>
Sub-total	1	1	1	1	1	1	2
<u>City Attorney</u>							
Assistant City Attorney	0	0	0	0	1	1	1
<u>Commissioner of Revenue</u>							
Commissioner	1	1	1	1	1	1	1
Clerk	<u>2</u>	<u>2</u>	<u>2</u>	<u>2</u>	<u>2</u>	<u>2</u>	<u>2</u>
Sub-total	3	3	3	3	3	3	3
<u>Registrar</u>							
Registrar	1	1	1	1	1	1	1
Clerk	<u>1</u>	<u>0.5</u>	<u>0.5</u>	<u>0.5</u>	<u>0.5</u>	<u>0.5</u>	<u>0.5</u>
Sub-total	2	1.5	1.5	1.5	1.5	1.5	1.5
<u>Assessor's Office</u>							
City Assessor	1	1	1	1	1	1	1
Assessment Technician	<u>1</u>	<u>1</u>	<u>1</u>	<u>1</u>	<u>1</u>	<u>1</u>	<u>1</u>
Sub-total	2	2	2	2	2	2	2
<u>Department of Finance</u>							
Director of Finance	1	1	1	1	1	1	1
Deputy Director of Finance	0	1	1	1	1	1	1
Information Resources Mgr	1	1	0	0	0	0	0
Accounting Supervisor	1	0	0	0	0	0	0
Financial Technician	4	4	4	4	5	5	5
Payroll/Assessment Clerk	0	0	0	0	0	0	0
Utility Account Clerk	1	1	1	1	1	1	1
Information Technology Mgr.	1	1	1	1	1	1	1
Systems Analyst	1	1	1	1	1	1	1
Systems Technician	0	0	1	1	1	1	1
Compliance/Revenue Mgr.	<u>1</u>	<u>1</u>	<u>1</u>	<u>1</u>	<u>1</u>	<u>1</u>	<u>1</u>
Sub-total	11	11	11	11	12	12	12
<u>Police Department</u>							
Police Chief	1	1	1	1	1	1	1
Deputy Police Chief	1	1	1	1	1	1	1
Police Major	2	2	2	2	2	2	2
Police Lieutenant	5	5	5	5	5	5	5
Police Sergeant	4	4	4	4	4	4	4
Police Officer	21	21	21	22	23	23	21
Administrative Secretary	2	2	2	2	2	2	2
Communications Operator	11	11	11	13	13	13	0
Parking Enforcement Officer	1.5	2	2	2	2	2	2
Parking Garage Attendant	<u>1</u>	<u>1</u>	<u>1</u>	<u>1</u>	<u>1</u>	<u>1</u>	<u>1</u>
Sub-total	49.5	50	50	53	54	54	39

**City of Williamsburg
Fiscal Year 2010 Operating Budget**

Staffing Levels-All Departments*

	<u>FY 2004</u>	<u>FY 2005</u>	<u>FY 2006</u>	<u>FY 2007</u>	<u>FY 2008</u>	<u>FY 2009</u>	<u>FY 2010</u>
<u>Fire Department</u>							
Fire Chief	1	1	1	1	1	1	1
Deputy Fire Chief	1	1	1	1	1	1	1
Battalion Chief	3	3	3	3	3	3	3
EMS Captain	1	1	1	1	1	1	1
Fire Protection Captain	1	1	1	1	1	1	1
Lieutenant	3	3	3	3	3	3	3
Fire Inspector	3	3	3	3	3	3	3
Firefighter / EMT	18	18	21	22	23	23	23
Secretary-Senior	<u>1</u>	<u>1</u>	<u>1</u>	<u>1</u>	<u>1</u>	<u>1</u>	<u>1</u>
Sub-total	32	32	35	36	37	37	37
<u>Planning Department</u>							
Director	1	1	1	1	1	1	1
Zoning Administrator	1	1	1	1	1	1	1
Planner	1	1	1	1	1	1	1
Secretary	<u>1</u>	<u>1</u>	<u>1</u>	<u>1</u>	<u>1</u>	<u>1</u>	<u>1</u>
Sub-total	4	4	4	4	4	4	4
<u>Code Compliance</u>							
Code Compliance Administrator	1	1	1	1	1	1	1
Plans Examiner	1	1	1	1	1	1	0
Combination Inspector	2	2	2	3	3	3	3
Secretary	<u>2</u>	<u>2</u>	<u>2</u>	<u>2</u>	<u>2</u>	<u>2</u>	<u>1</u>
Sub-total	6	6	6	7	7	7	5
<u>Engineering</u>							
Engineer	1	1	1	1	1	1	1
Public Works Inspector	<u>1</u>	<u>1</u>	<u>1</u>	<u>1</u>	<u>1</u>	<u>1</u>	<u>1</u>
Sub-total	2	2	2	2	2	2	2
<u>Street Department</u>							
Street Superintendent	1	1	1	1	1	1	1
Street Supervisor	1	1	1	1	1	1	1
Administrative Secretary	1	1	1	1	1	1	1
Municipal Service Workers	<u>7</u>	<u>7</u>	<u>7</u>	<u>7</u>	<u>7</u>	<u>7</u>	<u>7</u>
Sub-total	10	10	10	10	10	10	10
<u>Landscape</u>							
Landscape Superintendent	1	1	1	1	1	1	1
Municipal Service Workers	6	6	6	6	6	6	6
Cemetery Caretaker	<u>1</u>	<u>1</u>	<u>1</u>	<u>1</u>	<u>1</u>	<u>1</u>	<u>1</u>
Sub-total	8	8	8	8	8	8	8
<u>Shop</u>							
Shop Superintendent	1	1	1	1	1	1	1
Mechanics	<u>2</u>	<u>2</u>	<u>2</u>	<u>2</u>	<u>2</u>	<u>2</u>	<u>2</u>
Sub-total	3	3	3	3	3	3	3
<u>Recreation Department</u>							
Director	1	1	1	1	1	1	1
Deputy Director	1	1	1	1	1	1	1
Maintenance Superintendent	1	1	1	1	1	1	1
Parks & Recreation Specialist	2	2	2	2	2	2	2
Park Superintendent	1	1	0	0	0	0	0
Facilities/Grounds Manager	0	0	0	1	1	1	1
Maintenance Worker	1.5	1.5	2	1	1	1	1
Secretary Senior	1	1	1	1	1	1	1
Park Manager/Waller Mill Park	0	0	0	0	0	1	1
Program Coordinator	0	0	0	1	1	0	0
Office Assistant/Receptionist	<u>1</u>	<u>1</u>	<u>1</u>	<u>0</u>	<u>0</u>	<u>0</u>	<u>0</u>
Sub-total	9.5	9.5	9	9	9	9	9

**City of Williamsburg
Fiscal Year 2010 Operating Budget**

Staffing Levels-All Departments*

	<u>FY 2004</u>	<u>FY 2005</u>	<u>FY 2006</u>	<u>FY 2007</u>	<u>FY 2008</u>	<u>FY 2009</u>	<u>FY 2010</u>
<u>Public Utilities</u>							
Public Utilities Director	1	1	1	1	1	1	1
Project Engineer	1	1	1	1	1	1	1
Civil Engineer	0	0	0	0	0	1	1
Administrative Secretary	1	1	1	1	1	1	1
Superintendent - Filter Plant	1	1	1	1	1	1	1
Water Plant - Chief Operator	1	1	1	1	1	1	1
Senior Operator	1	1	1	1	1	1	1
Water Plant Operator I	1	1	1	1	1	1	1
Water Plant Operator II	3	3	4	4	4	4	4
Water Plant Operator III	1	1	1	1	1	1	1
Water Plant Operator IV	2	2	2	2	2	2	2
Water & Sewer Superintendent	1	1	1	1	1	1	1
Water & Sewer Supervisor	1	1	1	1	1	1	1
Facilities Supervisor	1	1	1	1	1	1	1
Municipal Service Workers	<u>7</u>	<u>7</u>	<u>8</u>	<u>8</u>	<u>8</u>	<u>8</u>	<u>8</u>
Sub-total	23	23	25	25	25	26	26
<u>Buildings/Facilities Maintenance</u>							
Facilities Manager	1	1	1	1	1	1	1
Municipal Service Worker	1	1	1	1	1	1	1
Municipal Service Worker-P/t	0.5	0	0	0	0	0	0
Municipal Service Worker-P/t	<u>0.5</u>	<u>0</u>	<u>0</u>	<u>0</u>	<u>0</u>	<u>0</u>	<u>0</u>
Sub-total	3	2	2	2	2	2	2
<u>Human Services Department</u>							
Director	1	1	1	1	1	1	1
Eligibility Worker	4	4	4	4	4	4	4
Social Worker	3	4	5	5	5	5	5
Office/Clerical	<u>3</u>	<u>3</u>	<u>3</u>	<u>3</u>	<u>3</u>	<u>3</u>	<u>3</u>
Sub-total	11	12	13	13	13	13	13
Total City Employees	<u>184.5</u>	<u>184.5</u>	<u>191.0</u>	<u>196.0</u>	<u>200.0</u>	<u>202.0</u>	<u>185.0</u>

* Full-time equivalents (FTE's), including Constitutional Officers